

SLIM-PASSGUARD

PROFESSIONAL PROXIMITY BADGE READERS

Export Product-list

January 2018



TECNODIMENSIONE®

Ordering information

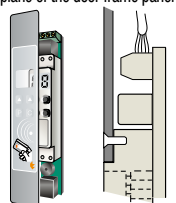
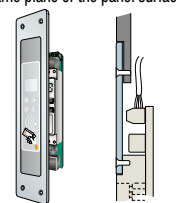
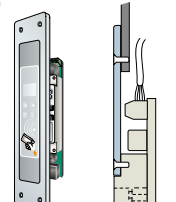
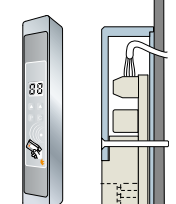
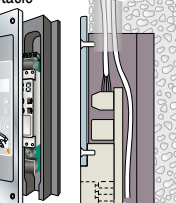


Q.ty

Models for 12 VDC power supply

MODELS

N°

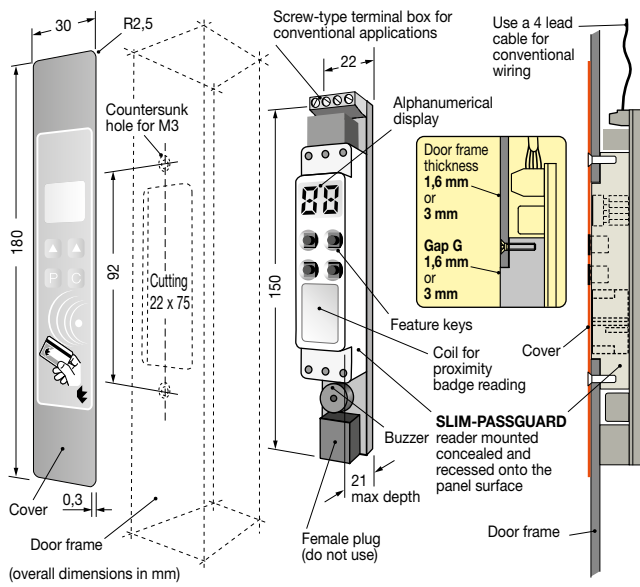
<p>Assembly type 1 fully aligned concealed for recess-mounting without flange on the same plane of the door frame panel *</p> 	<p>SLIM-PASSGUARD proximity badge reader type 1 with fully aligned concealed for recess-mounting on the same plane of the door frame panel without flange. Ideal to achieve a "smooth" surface (without roughness) that is easy to clean. Supplied with diffuser screen and gap G for sections with a thickness of 1.6 mm. Complete with self-adhesive cover designed to be applied after the final installation of the system. * In this case it is advisable to prepare the recess during the door frame machining.</p> <p>Same with front panel and gap G for sections with a thickness of 3 mm.</p> <p>Note: readers able to manage up to 255 badges are available at an extra charge. In this case, add X to the product codes listed above.</p>	<p>034991TM2U</p> <p>034991TM2U3</p> <p>-----X</p>	<p>on request</p>	
<p>Assembly type 2 fully aligned at milling for recess-mounting with front flange on the same plane of the panel surface ◆</p> 	<p>SLIM-PASSGUARD proximity badge reader type 2 for aligned recessed flush fitting in bottom of panel using front flange (e.g. To mount on wall panel next to the door frame on the post where no chasing can be carried out). Supplied with front flange in anodized aluminium with "silver" finish - 250 x 50 mm, thickness 2.5 mm for recess-mounting on the same plane of the panel surface for aligned recessed flush fitting in bottom of plane using front flange. Cover pre-assembled and fixed into the flange niche. ◆ In this case, it is advisable to prepare sunk milling during the panel machining phase.</p> <p>Note: readers able to manage up to 255 badges are available at an extra charge. In this case, add X to the product codes listed above.</p>	<p>034992TM2U</p> <p>-----X</p>	<p>on request</p>	
<p>Assembly type 3 for conventional flush mounting with front flange overlapping door frame</p> 	<p>SLIM-PASSGUARD proximity badge reader, type 3 for traditional recessed fitting using flange. Supplied with front flange in anodized aluminium with "silver" finish - 250 x 50mm, thickness 4 mm for flush mounting. Cover pre-assembled and fixed into the flange niche. Mounting can be carried out "on site", directly onto the installed door frame.</p> <p>Note: readers able to manage up to 255 badges are available at an extra charge. In this case, add X to the product codes listed above.</p>	<p>034993TM2U</p> <p>-----X</p>	<p>on request</p>	
<p>Assembly type 4 for surface mounting with using housing</p> 	<p>SLIM-PASSGUARD proximity badge reader, type 4 for mounting placed on surface using housing. With extra-strong protective housing, made in anodized silver finish aluminium (35 x 25 x 215 mm). Self-adhesive cover in polycarbonate, provided separately and designed to be used as final cover to hide the 4 fixing screws of the housing on the door frame. Useful when you wish to avoid recess-mounting or cuts on the door frame.</p> <p>Note: readers able to manage up to 255 badges are available at an extra charge. In this case, add X to the product codes listed above.</p>	<p>034994TM2U</p> <p>-----X</p>	<p>on request</p>	
<p>Assembly type 5 for recessed wall-mounting with flange and wall-mounting receptacle</p> 	<p>SLIM-PASSGUARD proximity badge reader, type 5 for recessed assembly using flange and wall box. Supplied with front flange in anodized aluminium with "silver" finish - 250 x 50 mm, thickness 4 mm, to be fixed to the housing by placing on wall surface. Self-adhesive cover in polycarbonate pre-assembled and fixed into the flange niche. Also fitted with wall box with "wings" for rapid anchoring (65 x 30 x 230 mm), in plastic taken from single block to be assembled "in a niche" in the wall to house the body of the proximity badge reader. Wall niche and cable channel to be prepared beforehand.</p> <p>Note: readers able to manage up to 255 badges are available at an extra charge. In this case, add X to the product codes listed above.</p>	<p>034995TM2U</p> <p>-----X</p>	<p>on request</p>	
	<p>Proximity badge in plastic, size DIN 86 x 54 mm (type credit card with Tecnodimensione logo)</p>	<p>034990T</p>		

Special configurations available at extra charge: Cover with your logo and/or customized.

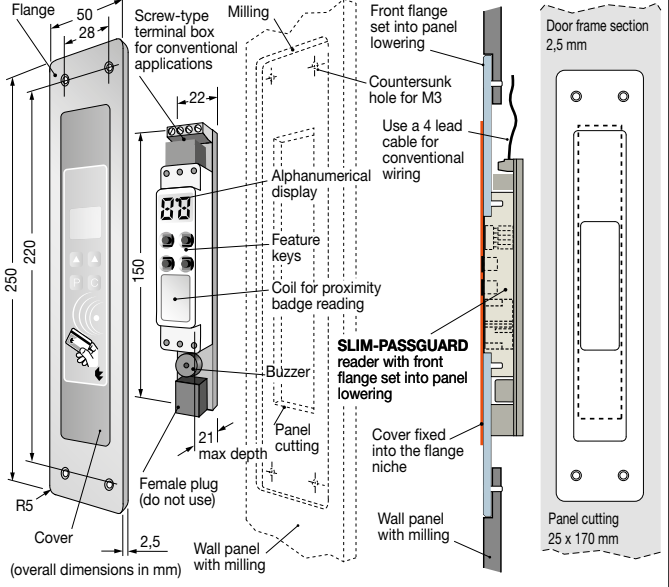
For sizes, measurements and details of chasing, application examples and connection diagrams, see page 70

SLIM-PASSGUARD BADGE READERS - sizes, application examples and connection diagram

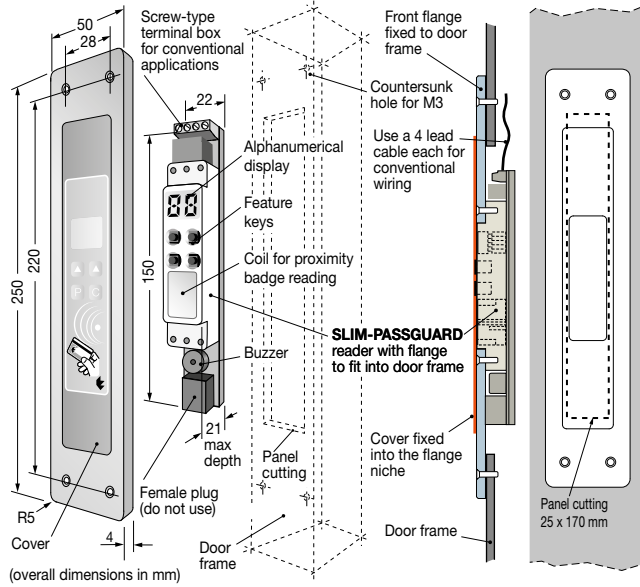
Assembly type 1 total alignment, lock recessed into surface without flange



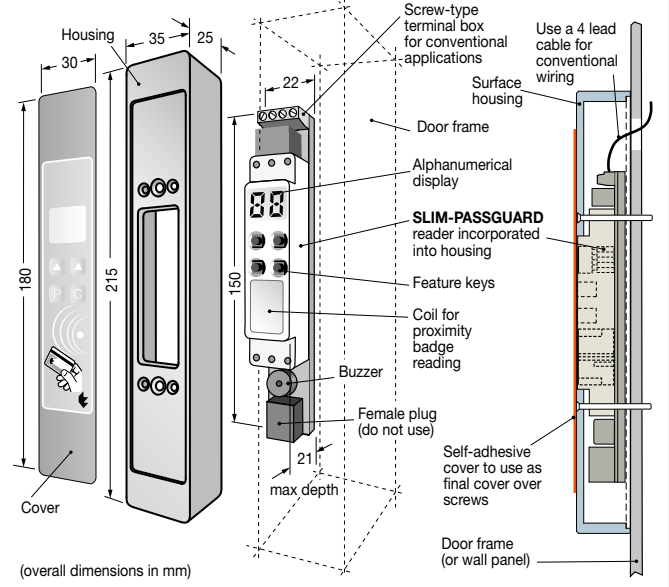
Assembly type 2 alignment at bottom with front flange "flush with surface" at bottom



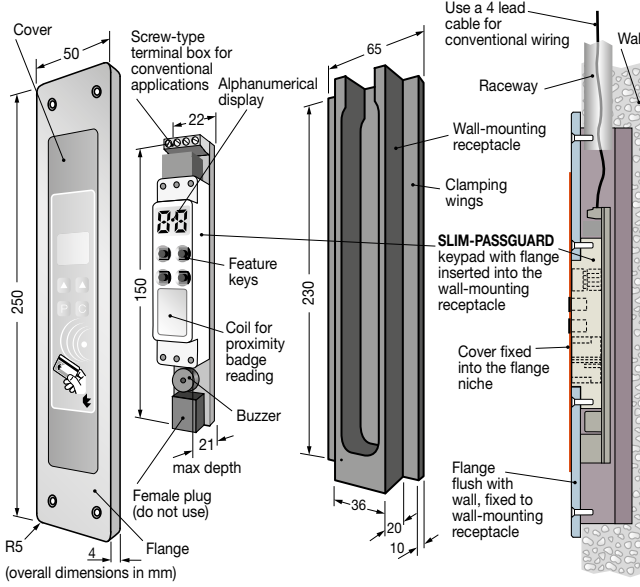
Assembly type 3 traditional fitting with front flange over the lock



Assembly type 4 for mounting placed on surface using housing



Assembly type 5 for recessed wall mounting with flange and wall box



CONNECTION DIAGRAM valid for all 5 types

