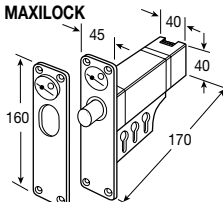


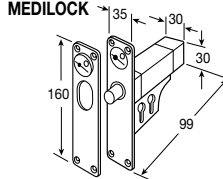


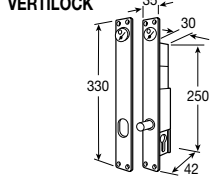


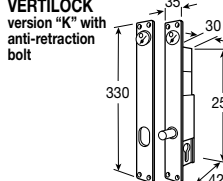

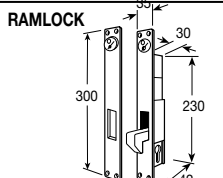

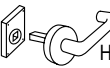

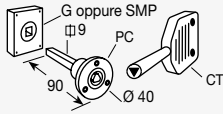
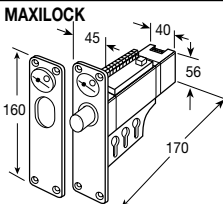


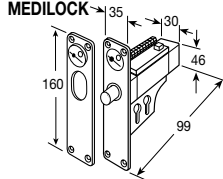


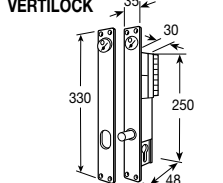


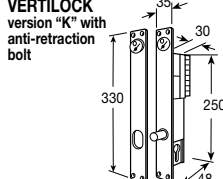

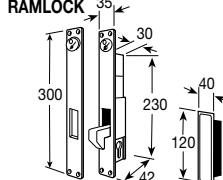

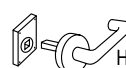

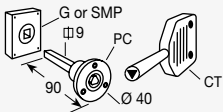


MULTIPURPOSE ELECTRICAL DROP BOLTS										Export Product-list			
Maxilock, Medilock, Vertilock & Ramlock										January 2018			
TECHNICAL CHARACTERISTICS Models for recessed mounting. Each electrical drop bolt comes with its own counterflange. For surface mounting are available the pertinent BLINDOBOX housing (see page 15).	HEAVY DUTY LOCKING BOLT solid AISI 316 stainless steel	UNIVERSAL OPERATING VOLTAGE	CURRENT DRAW	MULTIPURPOSE BACKSET with different key-holes convertible for handle mm	BOLT STATUS SENSOR ● SPDT dry contact 1A	REGOPLUS® SENSOR 1 Reed contact SPDT 1A	R = Reversible D = Right hand (DIN links) S = Left hand (DIN rechts)	BLUELOCK® SERIES (fail-secure) = normally closed REDLOCK® SERIES (fail-safe) = normally open	Ordering information				
									MODELS				
									Q.ty				
									N°				
MAXILOCK 	ROUND BOLT  Ø 18 mm stroke 20 mm	12/24V 12/24V	990/500 990/500	30/50/70 30/50/70	● ●	● ●	R R	MAXI-BLUELOCK MAXI-REDLOCK	0071C2R3U 0073C2R3U				
	SLANTED BOLT  Ø 18 mm stroke 15 mm	12/24V 12/24V	990/500 990/500	30/50/70 30/50/70	● ●	● ●	D/S ? D/S ?	MAXI-BLUELOCK MAXI-REDLOCK	0072C2(D/S?)3U 0074C2(D/S?)3U				
MEDILOCK 	ROUND BOLT  Ø 15 mm stroke 14 mm	12/24V 12/24V	900/450 900/450	30/50 30/50	● ●	● ●	R R	MEDI-BLUELOCK MEDI-REDLOCK	0081C2R3U 0083C2R3U				
	SLANTED BOLT  Ø 15 mm stroke 14 mm	12/24V 12/24V	900/450 900/450	30/50 30/50	● ●	● ●	D/S ? D/S ?	MEDI-BLUELOCK MEDI-REDLOCK	0082C2(D/S?)3U 0084C2(D/S?)3U				
VERTILOCK 	ROUND BOLT  Ø 15 mm stroke 15 mm	12/24V 12/24V	900/450 900/450	25 25	● ●	● ●	R R	VERTI-BLUELOCK VERTI-REDLOCK	0091C2R2U 0093C2R2U				
	SLANTED BOLT  Ø 15 mm stroke 15 mm	12/24V 12/24V	900/450 900/450	25 25	● ●	● ●	D/S ? D/S ?	VERTI-BLUELOCK VERTI-REDLOCK	0092C2(D/S?)2U 0094C2(D/S?)2U				
VERTILOCK version "K" with anti-retraction bolt 	ROUND BOLT  Ø 15 mm stroke 15 mm	VERTILOCK, version K, has a special device, ARB (Anti-retraction bolt), that prevents the bolt from being retracted and ensures a high resistance capacity. Compliant with European standard EN 12209-2005 class 4.											
		12/24V 12/24V	900/450 900/450	25 25	● ●	● ●	R R	VERTI-BLUELOCK VERTI-REDLOCK	0091C2R2UK 0093C2R2UK				
RAMLOCK 	RAM-CATCH  chromium-plate brass 21 x 24 x 10 mm	12/24V 12/24V	900/450 900/450	25 25	● ●	● ●	R R	RAM-BLUELOCK RAM-REDLOCK	0097C2R2U 0098C2R2U				
ANCILLARIES													
Adaptors to unlock the door by means of the handle - Ideal to enable Maxi, Medi and Vertilock electrical drop bolts to be manually released also by means of a handle and/or safety bar. For Maxilock or Medilock: installing the additional standard "G" adaptor (where is placed the key-hole), enables the door to be unlocked from the "inside" by means of the handle and/or safety bar. The door can be manually unlocked also from the "outside" by means of the cylinder with key. For Vertilock: the special "G" and/or "SMP" adaptor is fixed on the body of Vertilock by engaging the bolt of the handle/panic bar (or using the PC + CT kit).													
OPTIONAL "G" ADAPTOR Standard or "SMP"  Handle to be provided by customer	 9 mm square follower for release by handle or panic bar	(30/50/70) Key-holes backse	applicable on MAXILOCK MEDIOLOCK	R	Version "G" for temporary manual unlocking				S00708GU "G" adaptor only				
		25 Key-holes backse	applicable on VERTILOCK	R	Version "G" for temporary manual unlocking				S00908GU "G" adaptor only				
		25 Key-holes backse	applicable on VERTILOCK	---	Version "SMP" for permanent manual unlocking				S00908GSMP "G" adaptor only				
Kit with PC control pin + CT triangular key 	SPECIAL APPLICATIONS : Emergency unlocking with standard triangular key Kit with PC control spindle, guide and rose for the insertion of the triangular key + 2 TC plastic triangular keys for emergency unlocking (if the electrical drop bolts are fitted with the optional "G" and/or "SMP" adapter).										S00908GT2 (kit PC + CT)		

Note: the published products do **not include** key-cylinders, handles, and any adapter, installing ancillary. The standard locking counter-plate is included, but special "2 slide-guide" counter-plates for swing doors should be purchased separately.

"TRONIX" ELECTRICAL DROP BOLTS WITH SMART MICRO-MODULE Maxilock, Medilock, Vertilock & Ramlock										Export Product-list January 2018					
TECHNICAL CHARACTERISTICS Models for recessed mounting in Tronix "intelligent" version with built-in electronic management and supplied with counter-plate. For surface mounting use the proper BLINDBOX housing (see page 15).	HEAVY DUTY LOCKING BOLT solid AISI 316 stainless steel	UNIVERSAL OPERATING VOLTAGE Vdc	CURRENT DRAW mA	MULTIPURPOSE BACKSET with different key-holes convertible for handle mm	BOLT STATUS SENSOR	REGOPLUS® DOOR STATUS SENSOR • Timed opening (1 ÷ 20 sec) • Control of bolt exit • Interlink (for interlock)	R = Reversible D = Right hand (DIN links) S = Left hand (DIN rechts)	BLUELOCK® SERIES (fail-secure) V = normally closed REDLOCK® SERIES (fail-safe) = normally open	TECNODIMENSIONE®						
									Ordering information						
									MODELS		Q.ty N°				
MAXILOCK 	ROUND BOLT  Ø 18 mm stroke 20 mm	12/24V 12/24V	990/500 990/500	30/50/70 30/50/70	• •	• •	R R	MAXI-BLUELOCK MAXI-REDLOCK	0071C2R3UT 0073C2R3UT						
	SLANTED BOLT  Ø 18 mm stroke 15 mm	12/24V 12/24V	990/500 990/500	30/50/70 30/50/70	• •	• •	D/S ? D/S ?	MAXI-BLUELOCK MAXI-REDLOCK	0072C2(D/S?)3UT 0074C2(D/S?)3UT						
MEDILOCK 	ROUND BOLT  Ø 15 mm corsa 14 mm	12/24V 12/24V	900/500 900/500	30/50 30/50	• •	• •	R R	MEDI-BLUELOCK MEDI-REDLOCK	0081C2R3UT 0083C2R3UT						
	SLANTED BOLT  Ø 15 mm corsa 14 mm	12/24V 12/24V	900/500 900/500	30/50 30/50	• •	• •	D/S ? D/S ?	MEDI-BLUELOCK MEDI-REDLOCK	0082C2(D/S?)3UT 0084C2(D/S?)3UT						
VERTILOCK 	ROUND BOLT  Ø 15 mm stroke 15 mm	12/24V 12/24V	900/450 900/450	25 25	• •	• •	R R	VERTI-BLUELOCK VERTI-REDLOCK	0091C2R2UT 0093C2R2UT						
	SLANTED BOLT  Ø 15 mm stroke 15 mm	12/24V 12/24V	900/450 900/450	25 25	• •	• •	D/S ? D/S ?	VERTI-BLUELOCK VERTI-REDLOCK	0092C2(D/S?)2UT 0094C2(D/S?)2UT						
VERTILOCK version "K" with anti-retraction bolt 	ROUND BOLT  Ø 15 mm stroke 15 mm	VERTILOCK, version K, has a special device, ARB (Anti-retraction bolt), that prevents the bolt from being retracted and ensures a high resistance capacity. Compliant with European standard EN 12209-2005 class 4.													
		12/24V 12/24V	900/450 900/450	25 25	• •	• •	R R	VERTI-BLUELOCK VERTI-REDLOCK	0091C2R2UKT 0093C2R2UKT						
RAMLOCK 	RAM-CATCH  chromium-plate brass 21 x 24 x 10 mm	12/24V 12/24V	900/450 900/450	25 25	• •	• •	R R	RAM-BLUELOCK RAM-REDLOCK	0097C2R2U 0098C2R2U						
						•		TRONIX MICROMODULE (to be purchased separately)	035952						
ANCILLARIES															
Adaptors to unlock the door by means of the handle - Ideal to enable Maxi, Medi and Vertilock electrical drop bolts to be manually released also by means of a handle and/or safety bar. For Maxilock or Medilock: installing the additional standard "G" adaptor (where is placed the key-hole), enables the door to be unlocked from the "inside" by means of the handle and/or safety bar. The door can be manually unlocked also from the "outside" by means of the cylinder with key. For Vertilock: the special "G" and/or "SMP" adaptor is fixed on the body of Vertilock by engaging the bolt of the handle/panic bar (or using the PC + CT kit).															
 Handle to be provided by customer	 9 mm square follower for release by handle or panic bar	(30/50/70) Key-holes backset	applicable on MAXILOCK MEDILOCK	R	Version "G" for temporary manual unlocking				S00708GU "G" adaptor only						
		25 Key-holes backset	applicable on VERTILOCK	R	Version "G" for temporary manual unlocking				S00908GU "G" adaptor only						
		25 Key-holes backset	applicable on VERTILOCK	---	Version "SMP" for permanent manual unlocking				S00908GSMP "SMP" adaptor only						
Kit with PC control pin + CT triangular key 										SPECIAL APPLICATIONS : Emergency unlocking with standard triangular key Kit with PC control spindle, guide and rose for the insertion of the triangular key + 2 TC plastic triangular keys for emergency unlocking (if the electrical drop bolts are fitted with the optional "G" and/or "SMP" adapter).			S00908GT2 (kit PC + CT)		

Note: the published products do **not include** key-cylinders, handles, and any adapter, installing ancillary. The standard locking counter-plate is included, but special "2 slide-guide" counter-plates for swing doors should be purchased separately.



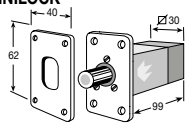
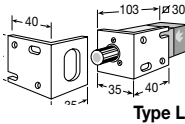
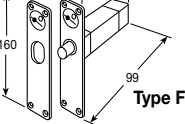


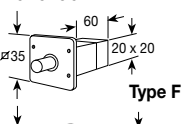
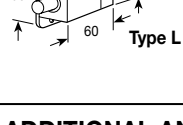

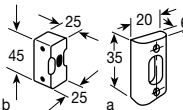
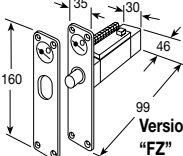


MULTIPURPOSE ELECTRICAL DROP BOLTS

Minilock & Microlock


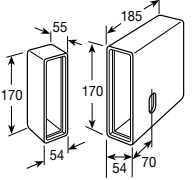
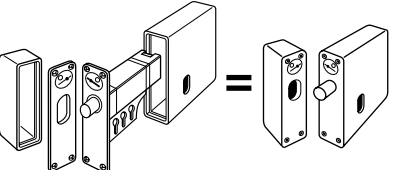
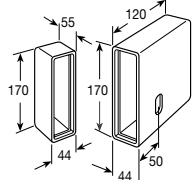
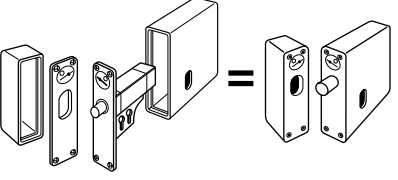
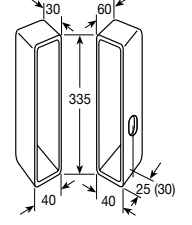
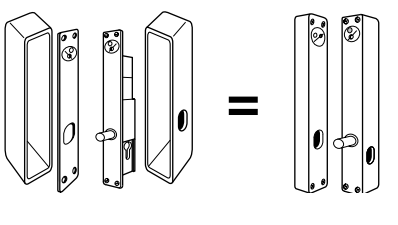
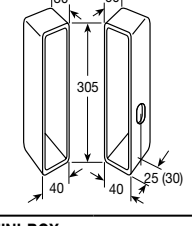
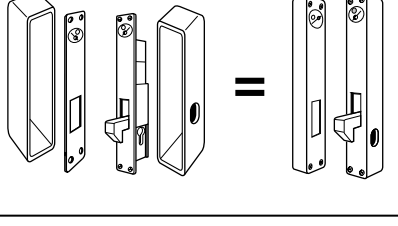
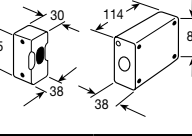
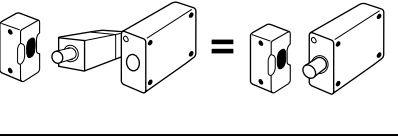
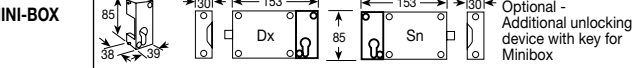
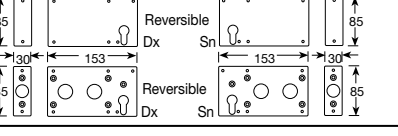
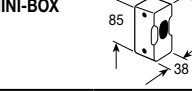
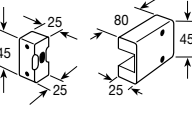
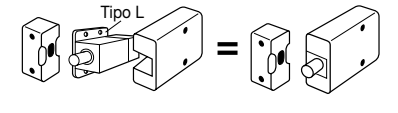
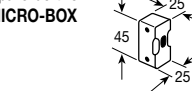
Export Product-list

January 2018



TECHNICAL CHARACTERISTICS																							
Models for recessed mounting. Each solenoid bolt comes with its own counterflange. For surface mounting are available the pertinent BLINDOBOX housing (see page 15).										Ordering information			Q.ty										
													N°										
										MODELS													
MINILOCK  Type F  Type L  Type FZ										ROUND BOLT  Ø 15mm stroke 14mm	12/24V 12/24V 12/24V 12/24V 12/24V 12/24V	900/450 900/450 900/450 900/450 900/450 900/450	● ● ● ● ● ●	--- --- --- --- --- ---	--- --- ● --- --- ●	F L FZ F L FZ	R R R R R R	MINI-BLUELOCK MINI-BLUELOCK MINI-BLUELOCK MINI-REDLOCK MINI-REDLOCK MINI-REDLOCK	0081B2RFU 0081B2RLU 0081B2RFZU 0083B2RFU 0083B2RLU 0083B2RFZU				
										SLANTED BOLT  Ø 15mm stroke 14mm	12/24V 12/24V 12/24V 12/24V 12/24V 12/24V	900/450 900/450 900/450 900/450 900/450 900/450	● ● ● ● ● ●	--- --- --- --- --- ---	--- --- ● --- --- ●	F L FZ F L FZ	R R D/S ? R R D/S ?	MINI-BLUELOCK MINI-BLUELOCK MINI-BLUELOCK MINI-REDLOCK MINI-REDLOCK MINI-REDLOCK	0082B2RFU 0082B2RLU 0082B2(D/S?)FZU 0084B2RFU 0084B2RLU 0084B2(D/S?)FZU				
MICROLOCK  Type F  Type L										ROUND BOLT  Ø 8mm stroke 8mm	12V 24V 12V 24V 12V 24V 12V 24V	390 200 390 200 390 200 390 200	--- --- ○ ○ --- --- ○ ○	--- --- --- --- --- --- --- ---	--- --- --- --- --- --- --- ---	F/L ? F/L ? F/L ? F/L ? F/L ? F/L ? F/L ? F/L ?	R R R R R R R R	MICRO-BLUELOCK MICRO-BLUELOCK MICRO-BLUELOCK MICRO-BLUELOCK MICRO-REDLOCK MICRO-REDLOCK MICRO-REDLOCK MICRO-REDLOCK	00801A2R(F/L?) 00801A4R(F/L?) 00801B2R(F/L?) 00801B4R(F/L?) 00803A2R(F/L?) 00803A4R(F/L?) 00803B2R(F/L?) 00803B4R(F/L?)				
Note: See also SLIM-MICROLOCK on page 27 and page 30.																							
ADDITIONAL ANCILLARIES FOR MICROLOCK																							
Two-slides counter-strikes for MICROLOCK 										Additional accessory for Microlock electrical drop bolts a - two-slides counter-plate for Microlock "F" version for flush mounting a' - two-slides counter-plate as above but FZ version (20x60mm) including magnet for door status sensor b - two-slides strike block for Microlock "L" version for surface mounting (the strike block is alluminium anodized "silver colour" type).										0080502R 0080502RZ S00809V1RF			
"TRONIX" VERSION with smart micromodule																							
MINILOCK with Regoplus®  Version "FZ"										Round Bolt  Ø 15mm stroke 14mm	12/24V 12/24V	900/450 900/450	● ●	● ●	● ●	FZ FZ	R R	MINI-BLUELOCK MINI-REDLOCK	0081B2RFZUT 0083B2RFZUT				
										Slanted Bolt  Ø 15mm stroke 14mm	12/24V 12/24V	900/450 900/450	● ●	● ●	● ●	FZ FZ	D/S ? D/S ?	MINI-BLUELOCK MINI-REDLOCK	0082B2(D/S?)FZUT 0084B2(D/S?)FZUT				

Note: the standard locking counter plate is always supplied with Minilock electrical drop bolts, but for Microlock electrical drop bolt. The electrical drop bolt Minilock and Microlock should be required equipped with additional rod (fitted axially in the rearbody) to provide mechanical release.

SURFACE MOUNTING BOX FOR ELECTRICAL BOLTS							Export Product-list January 2018		
TECHNICAL CHARACTERISTICS The listed models are proper boxes to house pertinent electrical bolts to provide surface mounting, both standard or "TRONIX" version.	HEAVY DUTY HOUSING FOR SURFACE MOUNTING Example of electrical bolt (purchased separately) to be assembled into the proper box for surface mounting.	KEY-HOLE FOR PROFILE CYLINDER mm	N = Aluminium "dark brown" F = Aluminium "silver"	D = Right hand (DIN links) S = Left hand (DIN recths) R = Reversible	Z = with SPDT reed contact for door status control	 TECNODIMENSIONE®	Ordering information		
							MODELS		Q.ty N°
MAXI-BLINDOBOX 		70 70	F N	D/S D/S	--- ---	0079C2(D/S?)7F 0079C2(D/S?)7N	electrical bolt not included (on request) (on request)		
MEDI-BLINDOBOX 		50 50	F N	D/S D/S	--- ---	0089C2(D/S?)5F 0089C2(D/S?)5N	electrical bolt not included (on request) (on request)		
VERTI-BLINDOBOX 		25/30 25/30	F N	D/S D/S	--- ---	0099C2(D/S?)3UF 0099C2(D/S?)3UN	electrical bolt not included		
RAM-BLINDOBOX 		25/30 25/30	F N	D/S D/S	--- ---	0099C2(D/S?)2F 0099C2(D/S?)2N	electrical bolt not included		
MINI-BOX 		--- --- --- ---	F N F N	R R R R	--- --- ● ●	0089B1UF 0089B1UN 0089B1UFZ 0089B1UNZ	electrical bolt not included		
For MINI-BOX 		130 130	F N	D / S ? D / S ?	--- ---	0089C1(D/S?)F 0089C1(D/S?)N			
AUXILIARY ACCESSORIES Designed to be used to fix the Minibox boxes on the rear and useful in the following cases: 1) Irregular door surface 2) To "weld" the Minibox box on an iron door 3) To reinforce the rear of the Minibox box on "open" gates		Kit with fixing and shimming plate, reversible, RHS/LHS, without holes. Kit with fixing and shimming plate, reversible, RHS/LHS, with multiple holes.				0089C0RPK 0089C2RPK			
Spare bolt for MINI-BOX 	Block counter (external locking strike) for Minilock, without case	--- ---	F N	R R	--- ---	S0089B1RF S0089B1RN			
MICRO-BOX 	Tipo L 	--- --- --- ---	F N F N	R R R R	--- --- ● ●	00809A0UF 00809A0UN 00809A0UFZ 00809A0UNZ			
Spare bolt for MICRO-BOX 	Block counter (external locking strike) for Minilock, without case	--- ---	F N	R R	--- ---	S00809V1RF S00809V1RN			

Note: The published products are refer for housing only. The pertinent prices of the electrical bolts to be included onto the housing, should be added separately (see the specific price list).