

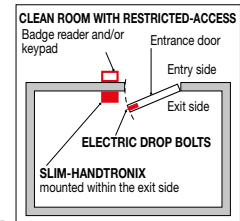
SLIM-HANDTRONIX (no touch)

PROFESSIONAL TECNODIMENSIONE MICRO STAND-ALONE CONTROL UNIT FOR THE MANAGEMENT OF SINGLE DOORS

This unit is not simply "No-touch sensorized Stop/Go display" but actually micro stand-alone unit designed to fully control one single door equipped with electrical lock.

One unit for... **5** different needs...

- 1st** Timed unlocking command with automatic re-locking
- 2nd** Electric drop bolt/door strike program
- 3rd** Tamper protection
- 4th** Optical and/or acoustic signals
- 5th** Output for remote signals



ENTRANCE TO RESTRICTED AREA IS ALWAYS PROTECTED AND CONTROLLED.



GENERAL CONSIDERATIONS

In Clean room plants, it happens that the entrance to some rooms is not subjected by crossing tunnel (filter) arranged with interlocked doors; in other words it is possible to enter the area through one single door only. However, usually the door is supervised by proper keypad device and/or badge reader to permit the access to the persons only that are specifically authorised and process then own badge or by entering the valid code. It is a matter of fact that currently, even advanced, keypads and badge readers etc. are designed to provide a temporized command to electrical locks, but are not equipped with logic to control the bolt movement (the automatic returning projection of the bolt in locking position). Now thanks to the Tecnodimensione SLIM-HANDTRONIX unit, every access-control devices is in condition to manage any type of solenoid bolt, electromagnet, electrical door strike... it is not necessary to use control unit with substantial cost saving.

1st TIMED UNLOCKING COMMAND WITH AUTOMATIC RE-LOCKING (time required to authorise the door opening)

Temporization: timed unlocking command - settable as desired (1-8-20-60 sec.). When the electric "open door" command is given, from badge reader for example, a delay program allows the door lock to remain open for a preset interval (3 to 8 sec.), the time needed to push the door open and enter. When the interval ends the door lock re-locks itself automatically, even if the door isn't open, thus preventing unauthorised intrusions.

temporary unlocking: (open unlatched)
In case of maintenance, cleaning, moving, etc., the door can be set "open unlatched", only by a proper command, which allows an unlimited number of door openings without the electrical lock be operated after each passage.

2nd ELECTRIC DROP BOLT/DOOR STRIKE PROGRAM

Electric drop bolt (bolt movement control)
When authorized command is launched, and the door is pushed and opened for a transit, the bolt of the lock stands "retracted" and it will return "projected" in locking position, just only when the door-leaf will be pull over to the doorpost again. In this way, a classic door closer (pump) can completely set the door ajar without facing any mechanical resistance and friction.

Electric door strike
When commanded to open, the counter spring wing of the door strike is released for the programmed time, but re-locks as soon the leaf of the door is opened to prevent rebounding while the door is reapproaching to shut up.

3rd TAMPER PROTECTION

When in stand-by the door is locked, the unit supervises the door-proximity sensor against the tamper aiming to switch its own contacts. In other words, in stand-by condition, the locking of the bolt is not affected by interruption or alteration of the magnetic field of the reed sensor.

4th OPTICAL AND/OR ACOUSTIC ALARMS

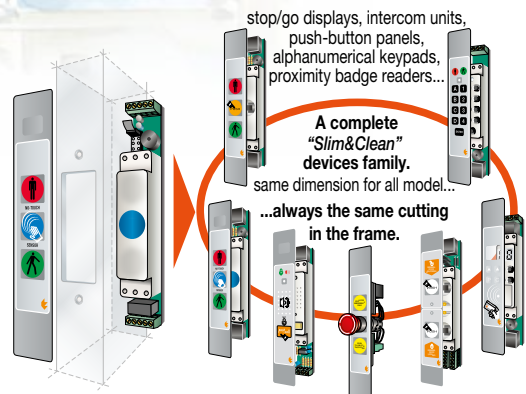
These signals report if there is a problem with the door. The built-in buzzer activates and the lights of the Stop/Go display flash to signal the following conditions:

- If the door after an authorized transit stays open over a presettled time (time-out adjustable 30 sec).
- Every opening obtained unlikely through breaking efracction gives an automatic immediate alarm output. Really the opening of the door is permitted electrically using only authorized command arrived by badge redair for example.

5th OUTPUT FOR REMOTE SIGNALS

Corresponding to "door proximity status" + "bolt status" (bolt projected or retracted) to confirm remotely that the door is closed & locked. In addition it is provided with connection to arrange door opening by remote push buttons.

What's more it's also MODULAR
Is the exact same shape and size as all other devices of "Clean room" line, and therefore is interchangeable and can be recess mounted as desired in the same cutting and doorframe fittings.





SLIM-HANDTRONIX (no touch)

STAND ALONE UNIT FOR THE MANAGEMENT OF SINGLE DOORS

Export Product-list
January 2018



TECNODIMENSIONE®

ordering information 

Q.ty

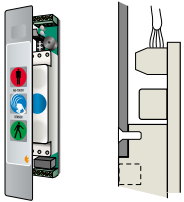
Models for 12 Vdc power supply

MODELS

N°

Assembly type 1

fully aligned concealed for recess-mounting without flange on the same plane of the door frame panel *



SLIM-HANDTRONIX stand alone unit type 1 with fully aligned concealed for recess-mounting on the same plane of the door frame panel without flange. Ideal to achieve a "smooth" surface (without roughness) that is easy to clean. Supplied with diffuser screen and gap G for sections with a thickness of 1.6 mm. Fitted (instead of the manual push button) with an infrared sensor that "sees" a presence up to 10 cm away. Basically, the "contactless" door opening and/or doorbell command is automatically triggered by bringing the hand close to the unit, without actually touching it. Complete with self-adhesive cover designed to be applied after the final installation of the system.

*** In this case it is advisable to prepare the recess during the door frame machining.**

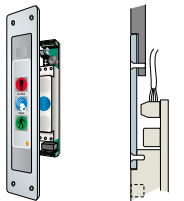
Same with front panel and gap G for sections with a thickness of 3 mm

034991HM

034991HM3

Assembly type 2

fully aligned at milling for recess-mounting with front flange on the same plane of the panel surface ◆



SLIM-HANDTRONIX stand alone unit type 2 for aligned recessed flush fitting in bottom of panel using front flange (e.g. To mount on wall panel next to the door frame on the post where no chasing can be carried out).

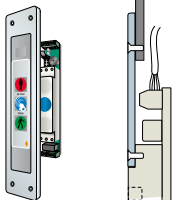
Fitted (instead of the manual push button) with an infrared sensor that "sees" a presence up to 10 cm away. Basically, the "contactless" door opening and/or doorbell command is automatically triggered by bringing the hand close to the unit, without actually touching it. Supplied with front flange in anodized aluminium with "silver" finish - 250 x 50 mm, thickness 2.5 mm for recess-mounting on the same plane of the panel surface for aligned recessed flush fitting in bottom of plane using front flange. Cover pre-assembled and fixed into the flange niche.

◆ In this case, it is advisable to prepare sunk milling during the panel machining phase.

034992HM

Assembly type 3

for conventional flush mounting with front flange overlapping door frame



SLIM-HANDTRONIX stand alone unit, type 3 for traditional recessed fitting using flange. Supplied with front flange in anodized aluminium with "silver" finish - 250 x 50mm, thickness 4 mm for flush mounting.

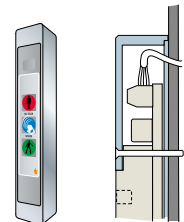
Fitted (instead of the manual push button) with an infrared sensor that "sees" a presence up to 10 cm away. Basically, the "contactless" door opening and/or doorbell command is automatically triggered by bringing the hand close to the unit, without actually touching it. Cover pre-assembled and fixed into the flange niche.

Mounting can be carried out "on site", directly onto the installed door frame.

034993HM

Assembly type 4

for surface mounting with using housing



SLIM-HANDTRONIX stand alone unit type 4 for mounting placed on surface using housing. With extra-strong protective housing, made in anodized silver finish aluminium (35 x 25 x 215 mm).

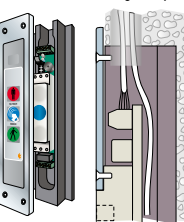
Fitted (instead of the manual push button) with an infrared sensor that "sees" a presence up to 10 cm away. Basically, the "contactless" door opening and/or doorbell command is automatically triggered by bringing the hand close to the unit, without actually touching it. Self-adhesive cover in polycarbonate, provided separately and designed to be used as final cover to hide the 4 fixing screws of the housing on the door frame.

Useful when you wish to avoid recess-mounting or cuts on the door frame.

034994HM

Assembly type 5

for recessed wall-mounting with flange and wall-mounting receptacle



SLIM-HANDTRONIX stand alone unit type 5 for recessed assembly using flange and wall box. Supplied with front flange in anodized aluminium with "silver" finish - 250 x 50 mm, thickness 4 mm, to be fixed to the housing by placing on wall surface.

Self-adhesive cover in polycarbonate pre-assembled and fixed into the flange niche. Fitted (instead of the manual push button) with an infrared sensor that "sees" a presence up to 10 cm away. Basically, the "contactless" door opening and/or doorbell command is automatically triggered by bringing the hand close to the unit, without actually touching it. Also fitted with wall box with "wings" for rapid anchoring (65 x 30 x 230 mm), in plastic taken from single block to be assembled "in a niche" in the wall to house the body of the standalone unit.

Wall niche and cable channel to be prepared beforehand.

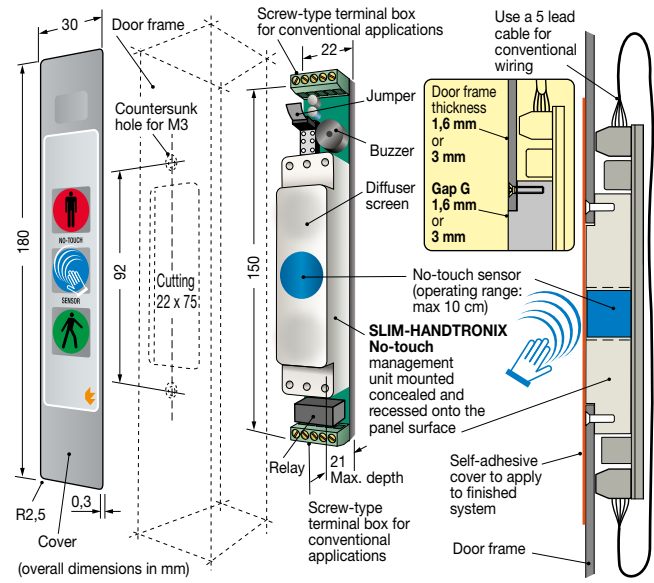
034995HM

Special configurations available at extra charge: Cover with your logo and/or customized.

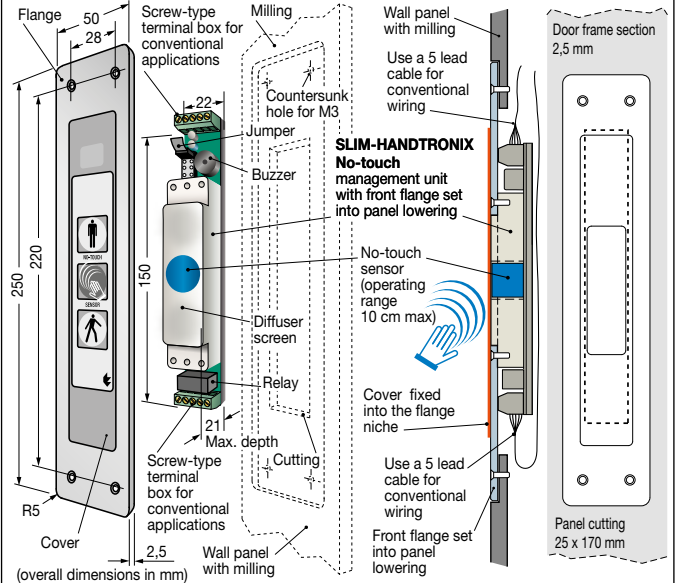
For sizes, measurements and details of chasing, application examples and connection diagrams, see page 41.

SLIM-HANDTRONIX STANDALONE UNIT - sizes, application examples and connection diagram

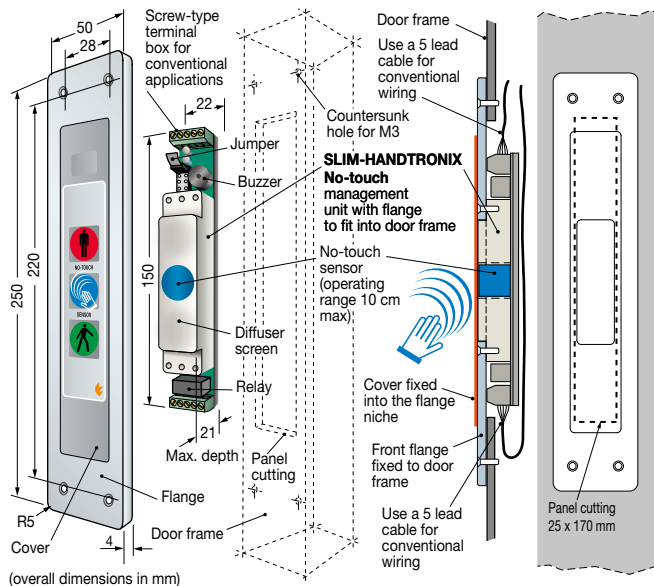
Assembly type 1 fully aligned concealed for recess-mounting on the same plane of the door frame panel without a flange



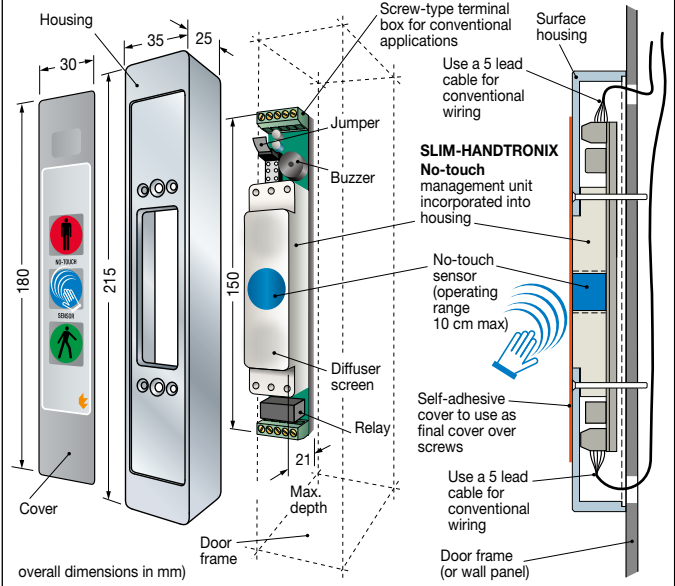
Assembly type 2 fully aligned at milling for recess-mounting with front flange on the same plane of the panel surface



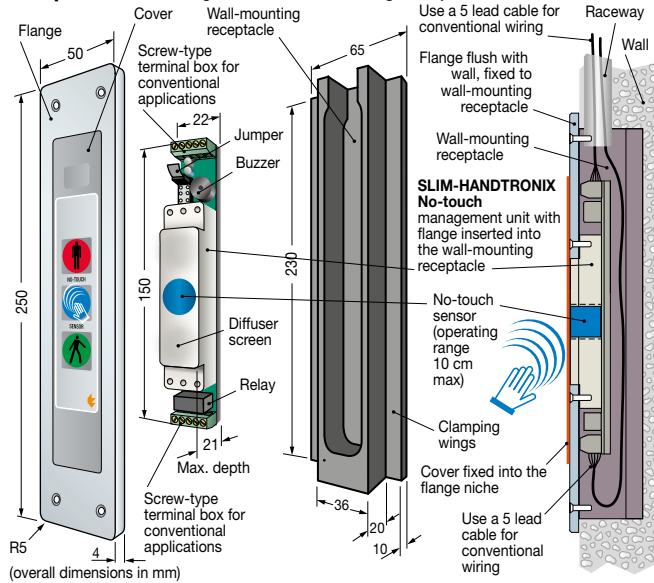
Assembly type 3 for conventional flush mounting with front flange overlapping door frame



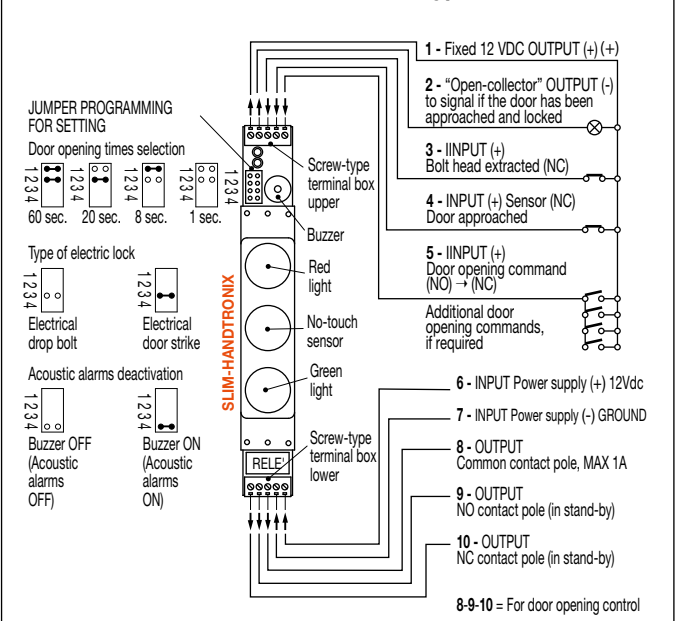
Assembly type 4 for surface mounting with using housing



Assembly type 5 for recessed mounting in wall-mounting receptacle with flange and wall-mounting receptacle



CONNECTION DIAGRAM valid for all 5 types



ACCESS CONTROL SYSTEM