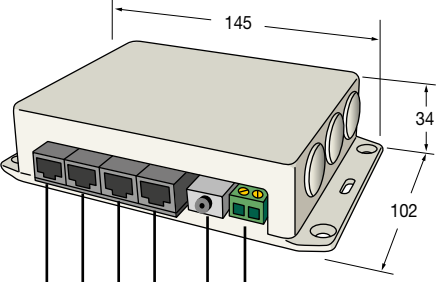


<p>Two-channel VOXTRONIX (expandable)</p>  <p>4 RJ45 - 8 pole female plugs</p> <p>Screw board for 12 VDC power connection</p> <p>Jack plug-in for additional functions (voice synthesizer, mic. etc.)</p> <p>For connections with channel A</p> <p>For connections with channel B</p> <p>For interlink connection with VOXTRONIX or power from control unit</p> <p>To connect interlink with other VOXTRONIX</p>	<p>INTERCOM CONTROL MODULE</p> <p>VOXTRONIX</p> <p>with RJ45-8 pole quick plug for easy installation and quick wiring</p> <p>An interface that controls the alternating intercom communications system using "push&call" button. It houses the amplification and volume adjustment circuits; it controls two A and B channels which must be connected to two SLIM-DUALVOX intercoms respectively.</p> <p>"Multiselect", multi-programmable version. Furthermore, the "Expander" version, which can be expanded connecting 2 or more VOXTRONIX modules in cascade to immediately create multiple intercom systems for 2, 4, 6, 8 and more rooms. Ideal for clean rooms.</p> <p>2-channel models (12V DC power)</p> <p>Two-channel VOXTRONIX intercom module with microprocessor to control 2 SLIM-DUALVOX (see page 56) intercom used by 2 people in two different rooms in tandem, in the base configuration. With "Multiselect" multi-programmable logic. "Expander" type can be expanded in "Multi-voxtronix" configuration for multiple rooms with several people in different points for alternated communications in a single phone conference (see selectable programs and configuration example below). "CLICK & GO" technology with RJ45 8-pole female quick plugs. Compact shock-proof plastic case (dimensions 145 x 102 x 34 mm). With 2 screw terminals for 12 VDC connection to a separate power supply (or directly to the PHARMATRONIX unit).</p>	<p>Export Product-list January 2018</p> <p>TECNODIMENSIONE®</p> <table border="1"> <thead> <tr> <th>Ordering information</th><th></th><th>Q.ty</th></tr> <tr> <th>MODELS</th><th></th><th>N°</th></tr> </thead> <tbody> <tr> <td>034968H2W2U*</td><td></td><td></td></tr> </tbody> </table> <p>* Module only. Other components are needed for operation, see page 57 and page 58.</p>	Ordering information		Q.ty	MODELS		N°	034968H2W2U*		
Ordering information		Q.ty									
MODELS		N°									
034968H2W2U*											

SELECTABLE PROGRAMS (with jumpers): Sound options: on/off warning beep.
Function options: "courtesy" function = automatic communication opening up to 6 seconds or "standard" function = open communication for as long as "push&call" button is held down.

IMPLEMENTATIONS: Increase sound power by additional external speaker to be connected to the SLIM-DUALVOX unit (see specific documentation). Centralised female mic jack (i.e.: star) for general and simultaneous communications to all intercoms in the various separate rooms (or alternating) for connections with additional "voice synthesizers" to automatically send pre-recorded messages and warnings (on request).

CONFIGURATION EXAMPLES

Fig. 1 - BASE configuration for two intercom points

The Tecnodimensione base configuration intercom system is made up of 1 two-channel "VOXTRONIX" control interface connected to two "SLIM-DUALVOX" intercoms to create the ideal application for Passbox structures or two isolated rooms. In fact, two operators in two different rooms can easily communicate reciprocal warnings and voice confirmations with this connection (alternating communications by pressing the "push&call" button).

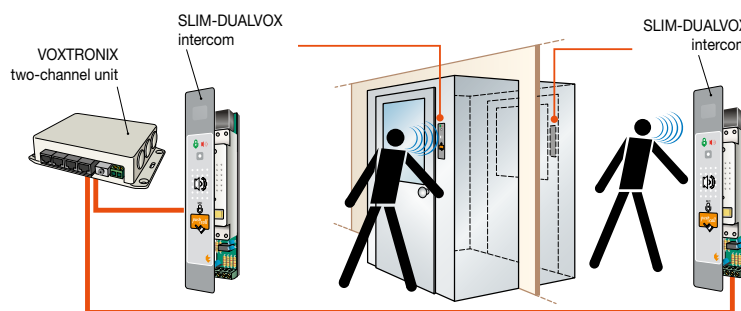


Fig. 1 - Voxtronix BASE configuration

Fig. 2 - "MULTI-VOXTRONIX" configuration for 4, 6, 8 or more intercom points

The Tecnodimensione "VOXTRONIX" system is already set to become a "multiple" intercom system for more than two channels, even 4, 6, 8 or more. Essentially, the "Multi-voxtronix" multiple system is easy to create by interconnecting identical "sister" VOXTRONIX unites to the first two-channel "base" VOXTRONIX interface in cascade via interlink. With this configuration, "Multi-voxtronix" allows several people in remote points to list or communicate in alternation in a single phone conference with fast service communications. In this way the communication of any one single point of the system should be listen, contemporarily to all other points and consequently the replays too.

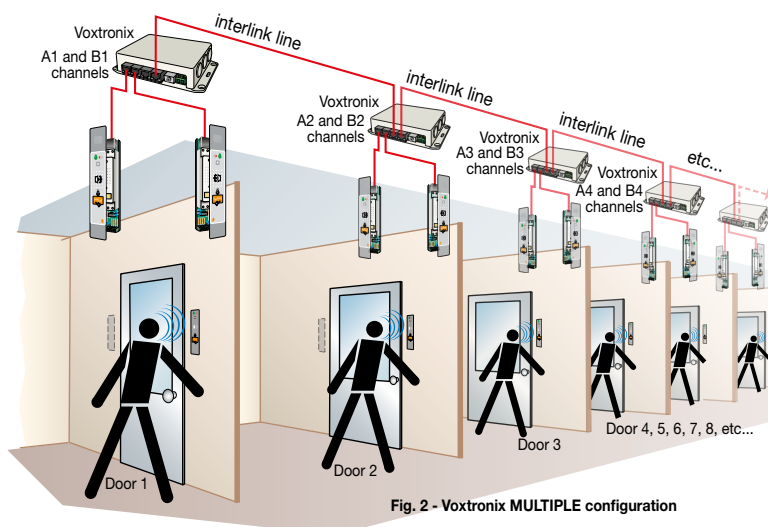



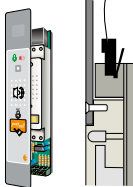
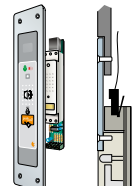
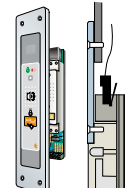
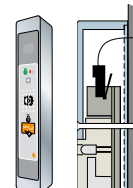
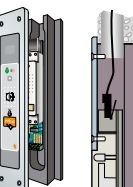


Fig. 2 - Voxtronix MULTIPLE configuration

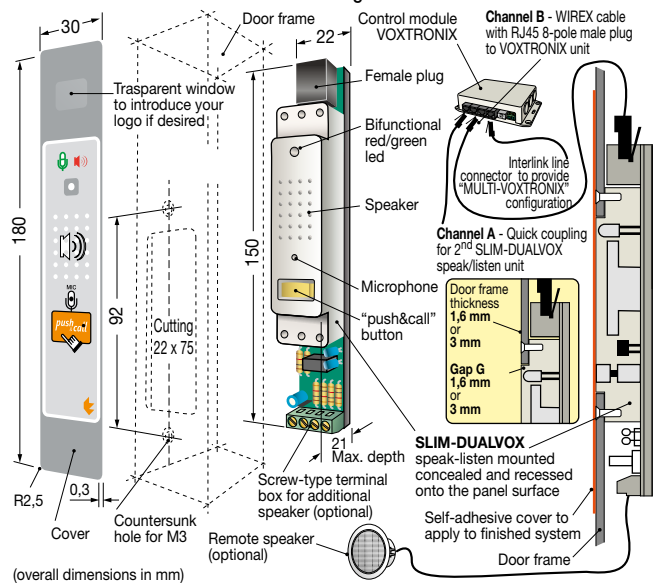
<div></div>		<div>SLIM-DUALVOX INTERCOM UNIT</div> <div>"Push&call" technology for VOXTRONIX intercom system</div>		<div>Export Product-list</div> <div>January 2018</div> <div></div> <div>TECNODIMENSIONE®</div>	
<div>SLIM-DUALVOX speak-listen with:</div> <div><div><div>- with 1 RJ45-8 pole female quick fit plug for necessary connections with VOXTRONIX module (see page 55).</div><div>- 1 bifunctional red/green led to indicate listening/communication status.</div><div>- 1 "push&call" button to activate the communication.</div><div>- 1 miniature speaker + microphone that work in alternation using the "push&call" button.</div></div><div><div>- Screw terminal board for remote connection to additional power speaker (for noisy rooms).</div><div>- 12 Vdc power supply.</div><div>- 1 anti-acid adhesive cover in polycarbonate, 180 x 30 mm, R2,5 thickness 0.3 mm with 7 colour international symbols; with 1 windows for the personalised indication of commands.</div></div></div>				<div>ordering information</div> <div></div> <div>Q.ty</div>	
<div>Models for 12 Vdc/70mA power supply</div>				<div>MODELS</div> <div>N°</div>	
<div>Assembly type 1</div> <div>fully aligned concealed for recess-mounting without flange on the same plane of the door frame panel *</div> <div></div>		<div>SLIM-DUALVOX speak-listen unit type 1 with fully aligned concealed for recess-mounting on the same plane of the door frame panel without flange. Ideal to achieve a surface (without roughness) that is easy to clean. Supplied with front panel and gap G for sections with a thickness of 1.6 mm. Complete with self-adhesive cover designed to be applied after the final installation of the system.</div> <div>* In this case it is advisable to prepare the recess during the door frame machining.</div>		<div>034961CW2U*</div> <div>* Module only. Other components are needed for operation, see page 57 and page 58.</div>	
		<div>Same with front panel and gap G for sections with a thickness of 3 mm.</div>		<div>034961CW2U3</div>	
<div>Assembly type 2</div> <div>fully aligned at milling for recess-mounting with front flange on the same plane of the panel surface ♦</div> <div></div>		<div>SLIM-DUALVOX speak-listen unit type 2 for aligned recessed flush fitting in bottom of panel using front flange (e.g. To mount on wall panel next to the door frame on the post where no chasing can be carried out).</div> <div>Supplied with front flange in anodized aluminium with "silver" finish - 250 x 50 mm, thickness 2.5 mm for recess-mounting on the same plane of the panel surface for aligned recessed flush fitting in bottom of plane using front flange.</div> <div>Cover pre-assembled and fixed into the flange niche.</div> <div>♦ In this case, it is advisable to prepare sunk milling during the panel machining phase.</div>		<div>034962CW2U*</div> <div>* Module only. Other components are needed for operation, see page 57 and page 58.</div>	
<div>Assembly type 3</div> <div>for conventional flush mounting with front flange overlapping door frame</div> <div></div>		<div>SLIM-DUALVOX speak-listen unit type 3 for traditional recessed fitting using flange. Supplied with front flange in anodized aluminium with "silver" finish - 250 x 50mm, thickness 4 mm for flush mounting.</div> <div>Cover pre-assembled and fixed into the flange niche.</div> <div>Mounting can be carried out "on site", directly onto the installed door frame.</div>		<div>034963CW2U*</div> <div>* Module only. Other components are needed for operation, see page 57 and page 58.</div>	
<div>Assembly type 4</div> <div>for surface mounting with using housing</div> <div></div>		<div>SLIM-DUALVOX speak-listen unit type 4 for mounting placed on surface using housing. With extra-strong protective housing, made in anodized silver finish aluminium (35 x 25 x 215 mm).</div> <div>Self-adhesive cover in polycarbonate, provided separately and designed to be used as final cover to hide the 4 fixing screws of the housing on the door frame.</div> <div>Useful when you wish to avoid recess-mounting or cuts on the door frame.</div>		<div>034964CW2U*</div> <div>* Module only. Other components are needed for operation, see page 57 and page 58.</div>	
<div>Assembly type 5</div> <div>for recessed wall-mounting with flange and wall-mounting receptacle</div> <div></div>		<div>SLIM-DUALVOX speak-listen unit type 5 for recessed assembly using flange and wall box. Supplied with front flange in anodized aluminium with "silver" finish - 250 x 50 mm, thickness 4 mm, to be fixed to the housing by placing on wall surface.</div> <div>Self-adhesive cover in polycarbonate pre-assembled and fixed into the flange niche. Also fitted with wall box with "wings" for rapid anchoring (65 x 30 x 230 mm), in plastic taken from single block to be assembled "in a niche" in the wall to house the body of the speak-listen unit.</div> <div>Wall niche and cable channel to be prepared beforehand.</div>		<div>034963CW2U*</div> <div>* Module only. Other components are needed for operation, see page 57 and page 58.</div>	
<div>Noise-proof power SPEAKER (Ø 150 mm) for noisy environments to connect to the screw-on terminal of the SLIM-DUALVOX listen-speak unit.</div>				<div>034969MST4</div> <div>(opzionale)</div>	

Special configurations available at extra charge: Cover with your logo and/or customized.

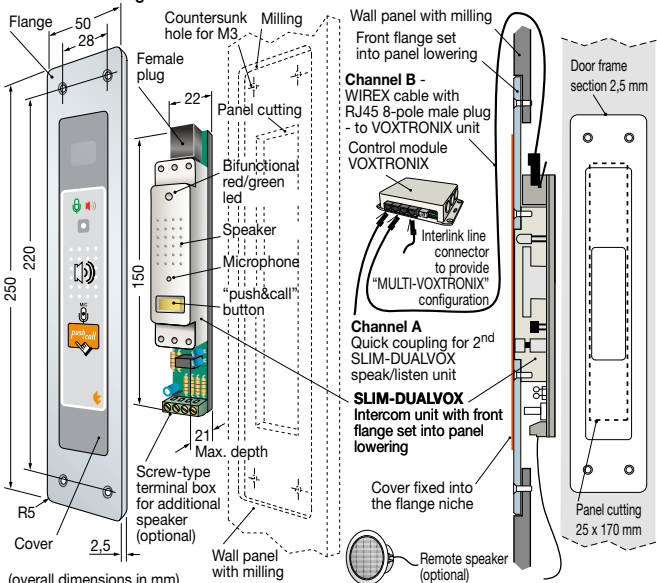
For sizes, measurements and details of chasing, application examples and connection diagrams, see page 57.

SLIM-DUALVOX INTERCOM UNIT - sizes, application examples and connection diagram

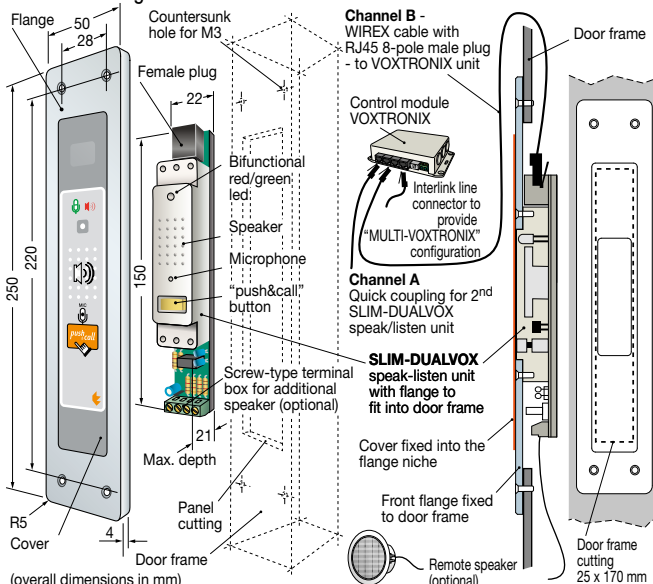
Assembly type ① total alignment, lock recessed into surface without flange



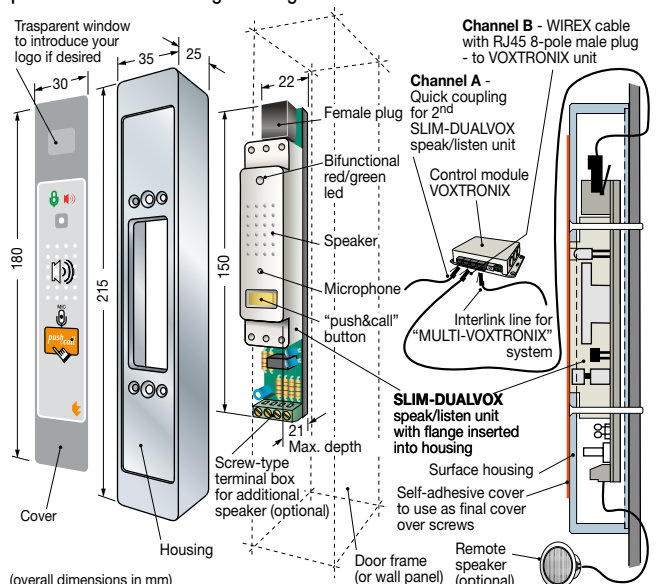
Assembly type ② alignment at bottom with front flange "flush with surface" at bottom



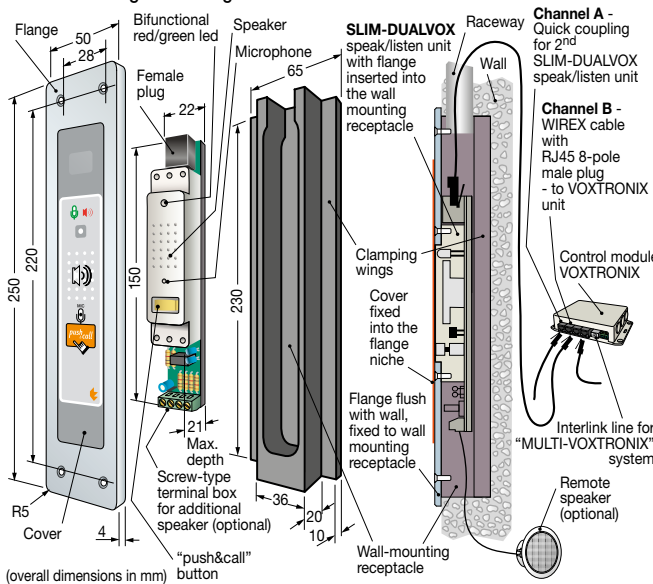
Assembly type ③ traditional fitting with front flange over the lock



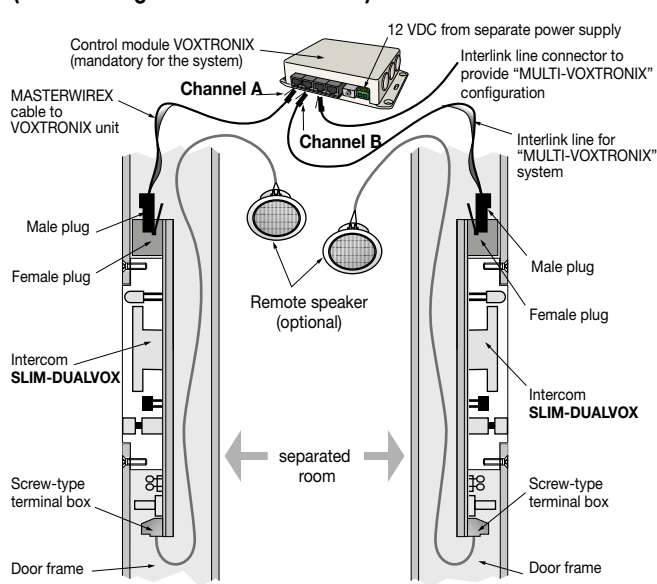
Assembly type ④ for mounting placed on surface using housing



Assembly type ⑤ for recessed wall mounting with flange and wall box



WIREX FAST CONNECTING CABLES (basic configuration for 2 stations)



VOXTRONIX

Basic configuration of the speak-listen intercom system for passbox and clean rooms, with immediate connection

with structured and pre-cabled WIREX cables, fitted with 8 pole RJ45 quick connection plug

Export Product-list
January 2018



TECNODINENSIONE®

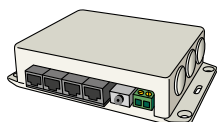
ordering
information

Q.ty

MODELS

N°

Basic kit configuration for two type-1 speak-listen stations for assembly in BASIC configuration (see fig. 1 page 55)



1 module
Voxtronix



2 cables
MASTERWIREX
standard length 10 mt.
(other lengths on request)

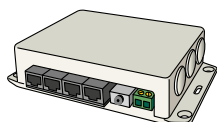


2 listen-talk units
SLIM-DUALVOX type 1

VOXTRONIX
MASTERWIREX
MASTERWIREX
SLIM-DUALVOX
SLIM-DUALVOX
**COMPLETE
BASIC KIT
type 1**

034968H2W2U
034928WD
034928WD
034961CW2U
034961CW2U
(NB: unit with gap
G 1,6 mm, for gap
G 3 mm see
page 56)

Basic kit configuration for two type-2 speak-listen stations for assembly in BASIC configuration (see fig. 1 page 55)



1 module
Voxtronix



2 cables
MASTERWIREX
standard length 10 mt.
(other lengths on request)

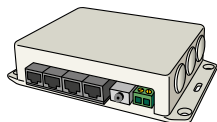


2 listen-talk units
SLIM-DUALVOX type 2

VOXTRONIX
MASTERWIREX
MASTERWIREX
SLIM-DUALVOX
SLIM-DUALVOX
**COMPLETE
BASIC KIT
type 2**

034968H2W2U
034928WD
034928WD
034962CW2U
034962CW2U

Basic kit configuration for two type-3 speak-listen stations for assembly in BASIC configuration (see fig. 1 page 55)



1 module
Voxtronix



2 cables
MASTERWIREX
standard length 10 mt.
(other lengths on request)

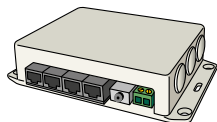


2 listen-talk units
SLIM-DUALVOX type 3

VOXTRONIX
MASTERWIREX
MASTERWIREX
SLIM-DUALVOX
SLIM-DUALVOX
**COMPLETE
BASIC KIT
type 3**

034968H2W2U
034928WD
034928WD
034963CW2U
034963CW2U

Basic kit configuration for two type-4 speak-listen stations for assembly in BASIC configuration (see fig. 1 page 55)



1 module
Voxtronix



2 cables
MASTERWIREX
standard length 10 mt.
(other lengths on request)

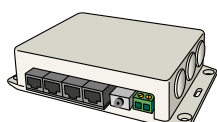


2 listen-talk units
SLIM-DUALVOX type 4

VOXTRONIX
MASTERWIREX
MASTERWIREX
SLIM-DUALVOX
SLIM-DUALVOX
**COMPLETE
BASIC KIT
type 4**

034968H2W2U
034928WD
034928WD
034964CW2U
034964CW2U

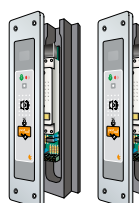
Basic kit configuration for two type-5 speak-listen stations for assembly in BASIC configuration (see fig. 1 page 55)



1 module
Voxtronix



2 cables
MASTERWIREX
standard length 10 mt.
(other lengths on request)



2 listen-talk units
SLIM-DUALVOX type 5

VOXTRONIX
MASTERWIREX
MASTERWIREX
SLIM-DUALVOX
SLIM-DUALVOX
**COMPLETE
BASIC KIT
type 5**

034968H2W2U
034928WD
034928WD
034965CW2U
034965CW2U

The MULTIVOXTRONIX configuration with 4, 6, 8 or more speak-listen stations (see fig. 2, page 55) is the sum of the aforesaid BASIC KITS (with 2 stations).