

CLEAN ROOM


PHARMABLOCK devices and systems for the management of clean room doors

Cabling systems for immediate installation
with technology



with structured and pre-cabled WIREX cables,
fitted with 8-pole RJ45 quick connection plug

Export Product-list



products of excellence only



*Past, present and future...
all in Tecnodimensione style*



TECNODIMENSIONE

security with style



*DOOR MANAGEMENT
SYSTEMS*



*ACCESS CONTROL
SYSTEMS*



*PROFESSIONAL
ELECTRICAL LOCKS*

products of excellence only



*Past, present and future...
all in Tecnodimensione style*



TECNODIMENSIONE

security with style



CONTENTS OF THE PRODUCT-LIST "Click&Go" 2018

Ultra narrow and mini compact devices

whit "Click&Go" ZEROTIME technology

Professional Tecnodimensione® products

Devices for systems "Clean Room" with structured and pre-cabled WIREX cables, fitted with 8-pole RJ45 quick plug wiring technology, for small-medium range connection networks.



products of excellence only

• BASIC TERMS	6
• WARRANTY	6
• GENERAL SALES & WARRANTY TERMS (officially in Italian language)	7
• TYPES, TIPS AND HINTS	8
• Why is there an interlock in clean rooms?	9



Tecnodimensione® - professional door management systems 10

PHARMATRONIX Series

CONTROL UNITS

PHARMATRONIX - Microprocessor-based with quick fitting 8 pole RJ45 plug to simplify installation and wiring	11
---	----

POWER-DRIVER - Unit with power relay with quick fitting 8 pole RJ45 plug to simplify installation and wiring	14
--	----

SLIM & MODULAR Series

Ultraslim and super-compact devices in a convertible single format	15
---	----

STOP/GO DISPLAY UNITS

SLIM-DUALUX - professional stop/go displays - Type ❶ ❷ ❸ ❹ ❺	17
--	----

SLIM-DUALUX No-touch - professional sensorized stop/go displays - Type ❶ ❷ ❸ ❹ ❺	19
--	----

PUSH-BUTTON UNITS

SLIM-DUALPUSH - professional push-button panels for multiple independent controls - Type ❶ ❷ ❸ ❹ ❺	21
--	----

SLIM-HELPPYPUSH - professional push-button panels with "mushroom" emergency button command - Type ❶ ❷ ❸ ❹ ❺	23
---	----

VOXTRONIX SYSTEM

VOXTRONIX with push & call mode - talk-listen management with microprocessor module	26
---	----

SLIM-DUALVOX - speak-listen unit - Type ❶ ❷ ❸ ❹ ❺	28
---	----



Tecnodimensione® - professional access control systems 31

SLIM & MODULAR Series

Ultraslim and super-compact devices in a convertible single format	33
---	----

PROFESSIONAL CODE KEYPAD

SLIM-CODEGUARD - access code keypad - Type ❶ ❷ ❸ ❹ ❺	35
--	----

PROXIMITY BADGE READERS

SLIM-PASSGUARD - proximity badge readers - Type ❶ ❷ ❸ ❹ ❺	37
---	----

STAND ALONE UNIT FOR AUTONOMOUS MANAGEMENT FOR EACH DOOR

SLIM-HANDTRONIX - Micro control unit for stop and go display door management of individual doors	39
--	----



Tecnodimensione® - professional electrical locks 42

SLIM Series

ELECTRICAL DROP BOLTS and ELECTRICAL DOOR STRIKES ultraslim and supercompact for flush mounting	43
--	----

PROFESSIONAL ELECTRICAL DROP BOLDS

SLIM-MICROREDLOCK - electrical drop bolts professional	44
--	----

PROFESSIONAL ELECTRICAL DOOR STRIKES

SLIM-DOORSTRIKE - Electrical door strikes professional	46
--	----

DRILL&GO Cut-Free Series (without cutting the frame)

Ultra-slim stop/go display for easy installation	49
FLAT-DUALUX - professional stop/go displays ultra-slim "DRILL&GO" - Type 6 7	50

DRILL&GO Cut-Free Series (without cutting the frame)

Electrical locks, Electrical door strikes and Electromagnets in "CLEAN COVER" for surface mount	54
--	----

ELECTRICAL LOCKS FOR EASY MOUNT

MICROREDLOCK - universal electrical drop bolts in "CLEAN COVER"	56
---	----

ELECTRICAL DOOR STRIKE FOR EASY INSTALLATION

SLIM-DOORSTRIKE - universal electrical door strike in "CLEAN COVER"	58
---	----

MINI ELECTROMAGNETS FOR EASY MOUNT

SLIM-MINISENTRYLOCK - professional Mini electromagnets in "CLEAN COVER"	60
---	----

Tecnodimensione® - professional ancillaries for installation 62

ACCESSORIES for structured and pre-configured WIREX cables

MASTERWIREX	63
TANDEMWIREX	63
DUPLOWIREX COUPLING	63
CONVERWIREX	63
DUALWIREX	63

PROFESSIONAL PROXIMITY SENSORS

SLIM-PROXY	64
------------------	----

PROFESSIONAL ANCILLARIES FOR QUICK WIRING

CABLEX	65
CABLEX-IN	65
DUAL-TERMINALS	65

POWER SUPPLIES

MINI-POWERBLOCK	66
MICRO-POWERBLOCK	66

The illustrations and technical specifications are furnished for your information.

The manufacturer reserves the right to modify the devices and systems, at any time and without previous notification, as he sees fit in order to improve their performance or for any other valid business need.

The name and trademark TECNODIMENSIONE®, and the names Dualblok®, Bluelock®, Redlock® and Regoplus® are registered trademarks and of exclusive property of DALMIGLIO S.r.l. (Tecnodimensione® Department)





*This is a partial description in English of our warranty terms.
In any case and for any reasons the complete and valid
sales&warranty terms are those written at the following page in
Italian language that exclusively regulate all our sales and supplies.*

WARRANTY

The products Tecnodimensione, of our company Dalmiglio S.r.l., such as electrical locks, locks and/or related components and devices carry a two-year guarantee from the date of installation and in any case shall be for not more than 30 months from the date of shipment (date of our packing list and/or our invoice).

As regards components not manufactured by ourselves, our liability is limited to the guarantee given to us by our supplier. It is up to the purchaser to prove defects and shortcomings of any kind.

This warranty applies only when the locks and devices are powered with one of Tecnodimensione's power control units or with proper approved equipment, when installed by specialised operators, in accordance with the instructions, using proper mounting kits, with wiring systems that meets the regulations in force, and kept free from surface rust and dirt and positioned and serviced in respect with the limits fixed by specific data sheets and/or instruction manuals.

In any case the products must be only utilised for the purposes only for which are intended as described in the application notes.

Any application not expressly indicated or authorised is considered misuse. The warranty does not apply to products which have been damaged, mistreated, modified, misused, or subjected to neglect or abnormal use and/or storage, and damaged by natural wear, unprofessional or negligent treatment, chemical, electro-mechanical or electrical influences.

In no case and for no reason do we assume any responsibility for incidental or consequential damage arising from defective products, failure or lack of operation of systems and/or components whether during the warranty period or when the warranty has expired. To all effects it is to be excluded that any components, devices and/or systems are considered a substitution of an insurance policy. Our sole liability shall be to repair or replace, according to our discretion, defective parts which shall be sent to us at the expense of the purchaser who will also bear the cost entailed for the return of the goods.

The following parts are not included in the warranty: lamps, fuses, coils, glass, gaskets, batteries, and all parts subject to the normal wear and consumption. All costs and responsibilities related to transportation, procedures and also for specific documentation, labelling, tests, approvals and/ or homologations, if required, from the moment of exportation/importation and thereafter, are exclusively the care of the importer.

In no case whatsoever can reduction of prices or cancellation of order, be requested by the customer. It is implicitly understood that the importer has the full capability to arrange the correct installation, start-up, servicing and all the necessary and proper ancillary procedures for the correct use and function of the products, devices and complete systems; for this reason also, Tecnodimensione will not carry out any technical intervention abroad, even with payment.

All information, suggestions, instructions and assistance, is provided by our technical department in Gorgonzola (Milano), Italy, within the framework and following the procedures available to us and when contacted by specialised installers.

Place of Performance and Jurisdiction

The place of performance and jurisdiction as regards direct or indirect disputes, also applying to legal suits in relation to bills of exchange and cheques, is Bergamo, Italy. We are also entitled to institute proceedings at the purchaser's location. Only Italian law shall be apply, foreign law shall be excluded.

BASIC TERMS

Packing:	for normal shipment included
Delivery:	ex our works (Gorgonzola - Milano - Italy)
Delivery time:	normally 1 week or 20 working days (according with our standard models and required quantities). Special requirement has to be programmed accordingly.
Payment:	1) in advance with the order (3% discount) 2) net by irrevocable and confirmed letter of credit, fully negotiable by our Italian Bank
Shipment:	by "fast post" or truck (in Europe) by other ways to be defined (for international deliveries)

For all others sales and warranty terms, are exclusively applicable our general sales and warranty conditions that are fully and tacitly accepted by you at the moment of your order.

CONDIZIONI GENERALI DI VENDITA

Ogni committente, nel passare ordinazioni, accetta implicitamente tutte le condizioni sotto esposte.



RISERVATO DOMINIO

- 1) Le merci sono vendute con patto di riservato dominio sino al totale pagamento del prezzo pattuito.
- 2) L'inadempienza nel pagamento provoca decadenza delle eventuali condizioni di pagamento rateali rendendo esigibile immediatamente l'intero importo residuo dovuto, con diritto per il venditore di esigere l'immediata restituzione del bene.
- 3) Le somme incassate costituiscono indennizzo ed a tale titolo vengono trattenute dal venditore senza pregiudizio del totale risarcimento dei danni e spese.

PREZZI

- 4) I prezzi si intendono per merce resa franco nostro magazzino di Gorgonzola (MI).
- 5) Qualsiasi aggravio derivante da fluttuazione dei cambi, variazione del regime doganale, tributario, contributi, salari, materie prime, riforme monetarie o comunque da altri fattori imprevedibili, sarà addebitato all'acquirente mediante variazione proporzionale del prezzo della merce da consegnare. Faranno in ogni caso fede i prezzi in vigore alla data della consegna.

TRASPORTI

- 6) Salvo speciali accordi scritti in contrario, le spese di trasporto a destino e qualunque altra spesa o tassa che dovesse gravare sulle merci sono a carico dell'acquirente.
- 7) La merce, con qualunque mezzo inviata, anche se franco di porto, viaggia sempre a rischio e pericolo dell'acquirente.

CONSEGNE

- 8) I termini di consegna della merce non sono impegnativi e sono subordinati alle possibilità della produzione e di inoltro da parte della venditrice.
- 9) La data di consegna indicata in conferma d'ordine può essere comunque ulteriormente prorogata per casi di forza maggiore.
- 10) È in ogni caso esclusa una qualsiasi responsabilità per danni a carico della ditta venditrice in conseguenza di ritardata o parziale consegna della merce.

PAGAMENTI

- 11) Tutti i pagamenti devono essere effettuati presso la nostra Sede di Treviglio (BG). Assegni saranno accettati salvo buon fine. Effetti cambiali o ricevute bancarie non costituiranno novazione. Gli agenti non sono autorizzati agli incassi, salvo esplicita e regolare delega scritta.
- 12) Non sono accettati arrotondamenti rispetto all'esposto in fattura.
- 13) Sui pagamenti, ritardati, salvo ogni ulteriore diritto della venditrice, verranno conteggiati gli interessi di mora al tasso bancario vigente.
- 14) In caso di ritardato pagamento, il fornitore si riterrà esonerato dal prestare la garanzia sui prodotti forniti, riservandosi altresì il diritto di sospendere le forniture relative a tutti gli ordini in corso con il cliente moroso.
- 15) In nessun caso il cliente è legittimato a ritardare o sospendere i pagamenti anche in caso di contestazione di una o più forniture.

RECLAMI E CONTESTAZIONI

- 16) Non sono ammessi reclami di alcun genere se non sono fatti per iscritto entro 8 giorni dalla consegna.
- 17) I resi non saranno comunque accettati se non espressamente autorizzati per iscritto dalla venditrice ed in porto franco. In ogni caso, ogni reso è soggetto ad un addebito del 20% del prezzo di acquisto per concorso spese di controllo e ricarico.

RISOLUZIONE DEL CONTRATTO

- 19) Qualora nei confronti del cliente vengano elevati protesti di assegni e/o cambiali, vengano promosse procedure esecutive o concorsuali di concordato preventivo o di fallimento, il fornitore si riserva la facoltà di risolvere unilateralmente il contratto, dandone comunicazione scritta al cliente.

CONDIZIONI DI GARANZIA

- 1) La Ditta Dalmiglio S.r.l. garantisce per le sue forniture la mancanza di difetti di materiale e di costruzione secondo i normali dettami della tecnica.
- 2) L'operatività della garanzia è condizionata alla sottoscrizione espressa, da parte del cliente, della conferma d'ordine nonché delle clausole ivi contenute e richiamate.
- 3) La garanzia ha la validità di due (2) anni a partire dalla data di installazione delle apparecchiature da parte del cliente. In ogni caso, la garanzia non è più operante e decade comunque trascorsi trenta (30) mesi dalla data di consegna della merce. I termini sopra indicati si intendono espressamente quali termini di decadenza.
- 4) La garanzia si limita alla sostituzione o riparazione franco nostro magazzino di Gorgonzola (MI) di quelle parti per le quali la Ditta venditrice riconosce un difetto di materiale o di costruzione.
- 5) Sono escluse dalla garanzia le seguenti parti: lampadine, fusibili, relè, bobine di elettroserrature, cavi elettrici, interruttori, manopole, vetri, guarnizioni in gomma, batterie elettriche, suonerie, campane e in ogni caso, tutte le parti soggette a normale esaurimento ed usura.
- 6) L'installazione e messa in opera del materiale venduto dovrà essere effettuata da Ditta specializzata con la scrupolosa osservanza della normativa tecnica applicabile e vigente in materia e, in ogni caso, nei limiti d'impiego prescritti e seguendo le istruzioni tecniche della venditrice.
- 7) La garanzia decade:
 - a) se la merce è stata in qualunque modo modificata dal cliente o da terzi non espressamente autorizzati dalla Ditta venditrice;
 - b) se sono state montate parti il cui uso non è espressamente ammesso dalla Ditta venditrice;
 - c) se il cliente non osserva le prescrizioni della Ditta venditrice circa l'uso, i limiti d'impiego e la manutenzione della merce.
- 8) È espressamente escluso il diritto dell'acquirente al risarcimento di danni provocati direttamente od indirettamente dall'impianto o da singoli componenti anche al di fuori della garanzia in qualunque momento e per qualsiasi motivo. Viene ad ogni effetto escluso che l'apparecchiatura o l'impianto possa essere ritenuto sostitutivo di polizza assicurativa.
- 9) È escluso il diritto del cliente allo storno del contratto di compravendita o ad una diminuzione del prezzo, a meno che la Ditta venditrice si trovi nella impossibilità di eliminare il difetto o di sostituire, con materiale funzionalmente equipollente, anche se di tipo diverso, il materiale riscontrato difettoso.
- 10) Eventuali interventi tecnici e di controllo richiesti, per casi particolari, alla Dalmiglio S.r.l. saranno fatturati al cliente secondo le tariffe nel settore specifico.
- 11) Eventuali chiamate non giustificate da una effettiva irregolarità dell'apparecchiatura o dell'impianto saranno a totale carico del cliente.
- 12) Gli interventi tecnici o di controllo della Dalmiglio S.r.l. per l'estero non potranno essere comunque richiesti salve specifiche e peculiari pattuizioni.

"FORO COMPETENTE"

Per qualsiasi controversia nascente dall'esecuzione o comunque connessa col presente contratto è esclusivamente competente il foro di Bergamo.

TYPES, TIPS AND HINTS

THE CORRECT WAY TO HANDLE ELECTRICALLY OPERATED LOCKS



- 1) **MOUNTING:** the models are basically prepared to be mounted with the bolt running on horizontal axis. For vertical mounting (downwards or upwards striking), the specific model has to be required.
- 2) **OPERATING POWER "DIRECT CURRENT":** use strictly the voltage value rated on product tag: 12Vdc or 24Vdc (according with the model) with tolerance $\pm 10\%$ (D.C. rectified voltage particularly for TRONIX version is required). Power consumption level must be considered according with the models (see pertinent data sheet). For electrical drop bolts, in any case, never use alternative voltage.
Note: Before to connect the electrical lock (door strike) or electromagnet, to any type of electronic equipment (e.g. access control system etc.) it is necessary to provide a protection with a diode (for exp 1N4005) in parallel with the coil and respect the polarity + - ; or varistor (for exp CNR07D180L or similar) can be used.
- 3) **APPLICATION:** the electrical drop bolt has to be fixed and/or fitted into pertinent frame hole, after only that the proper place is prepared in advance and any work on the door is ultimately concluded. Never proceed with working (drilling, milling, welding, etc.) with electrical lock near your work. Must be considered that the electrical drop bolt should be "magnetised" and consequently the metallic filings and grinding dust could be attracted into the mechanism producing damages and functional failures.
- 4) **ADJUSTMENT:** tolerances and door alignments must be respected to provide the bolt of electrical lock running freely without any friction and/or obstruction; the bolt has to be virtually in condition to move itself "in air", as the "axial" movement energy (to close and open the door) is really suited to the task, but it is not capable to overcome tangential pressure and/or push on the door.
It is a matter of fact that common sense and all days practice teaches us how do never push on the door in the instant of the electrical release action because on the contrary the electrical lock should stop in blocking condition. In addition, during the installation be sure that the bolt when entirely projected (door locking position) is inserted into the corresponding hole of locking counter plate at least 4/5 of its length; to be capable to offer the proper locking resistance and meanwhile to avoid overloads that should be impressively amplified by "lever effect" if the charge pushing of the door is concentrated on the bolt-tip. This setting is "imperative" to avoid malfunctions and irreparable damages of the electrical drop bolt.
In other words, the distance between the fixing flange of the lock and the corresponding strike plate has to be no more than 5mm (3mm is preferable). If for some technical reasons, it is not possible to reduce the tolerance between the door and door-post (frame), you can arrange compensation using two or more locking counter-plates superposed (one over the other) to provide the bolt to "plunge" into the locking hole.
- 5) **CLEANING:** the cleaning of the electrical lock (bolt and annexed assembly) must be made periodically according with ambient situations.
- 6) **FREE OF OILING:** the bolt of electrical lock operates on self lubricating precision bearing. Never use greasing, oiling and so on into the bolt mechanism of the electrical lock could form grease lumps itself capable to block the movement of the bolt and/or impair the correct function. If it is necessary to clean, a proper detergent solvent could be used (specific silicon spray ALLSILICON Allegretti or similar).
- 7) **OUTDOOR INSTALLATION:** in outdoor installation the problem of humidity is secondary in comparison with the dregs produced by water and dirt.
Really the factor is the calcareous accumulate around the bolt of electrical lock that can injury the correct movement. All possible precautions have to be taken consequently before to consider the application.

For any reasons it is not authorized, unfasten the assembly screws of the locks (electrical bolts, door strikes etc.), because all the factory setting should be compromised and operating malfunctions occur.
Take case the above informations too and proceed accordingly to avoid any warranty expiration.



Why is there an interlock in clean rooms?

The PHARMABLOCK Tecnodimensione system is the answer.

The logic of mutual-acknowledgement interlocking doors for the controlled transit of people and/or materials has proved to be the most effective solution to protect from contamination the clean rooms of research laboratories, pharmaceutical industries, hospitals, nuclear stations, food industries and generally of all environments where accesses must be managed and controlled rigorously, yet in absolute peace of mind and safety.

At first glance the development of an interlocking system, *which for example locks one door when another one is opened and vice versa, would seem an easy task* but it is not exactly so.

The more you closely analyze the typical issues of clean rooms and the more you realise which and how many variables complicate the task.

The situation can become even more complex if several doors have to interact with one another with transit logics that depend in part and/or in whole from specific procedures, modes, timings, emergency situations, etc., that is from an enormous amount of tasks that are interconnected.

In addition to this, one must also take into account a series of practical aspects connected with the installation of the door

frames, the mechanical and electromechanical characteristics of locks, and the routing and wiring of the driving, signalling and management systems cables...

Lastly the final installation must also be designed so that it can be easily serviced and cleaned with detergents, without leading to the accumulation of

debris that could contaminate clean rooms... This alone confirms the complexity of this technology and underlines the importance of relying on an experienced and qualified partner to professionally design and develop appropriate interlocking systems and logics.

Tecnodimensione, a leading company in the security field, has leveraged its precious know-how, acquired and broadened in over 35 years of work in the industrial and commercial fields both in Italy and abroad, to design this new line of systems with "Click&Go" technology.

The word "Click&Go" summarises all Tecnodimensione's engineering technology, which is designed to satisfy all the basic needs in "one go" and provide customers with a whole range of professional interlocking systems for clean rooms.

However, PHARMABLOCK devices are also available with FLEXICON technology to be interfaced with any management unit including PLC, microprocessor boards, or traditional electronic units.
(Require the specific section "Devices and Systems with Flexicon technology".)


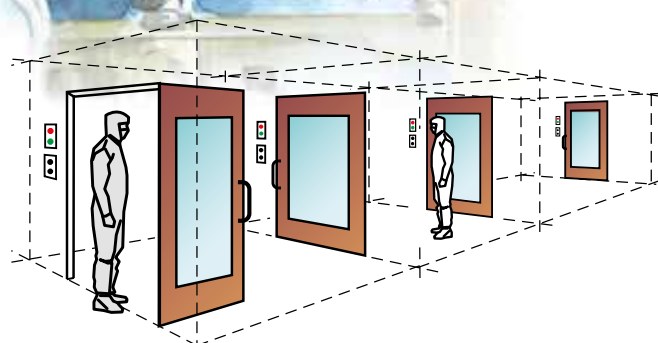
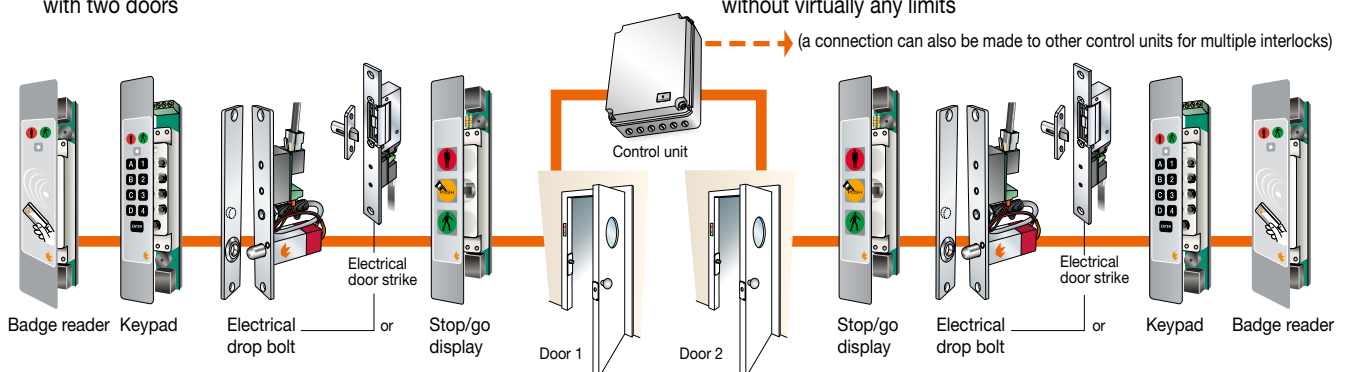


Diagram - Mutual acknowledgement interlocking system with two doors

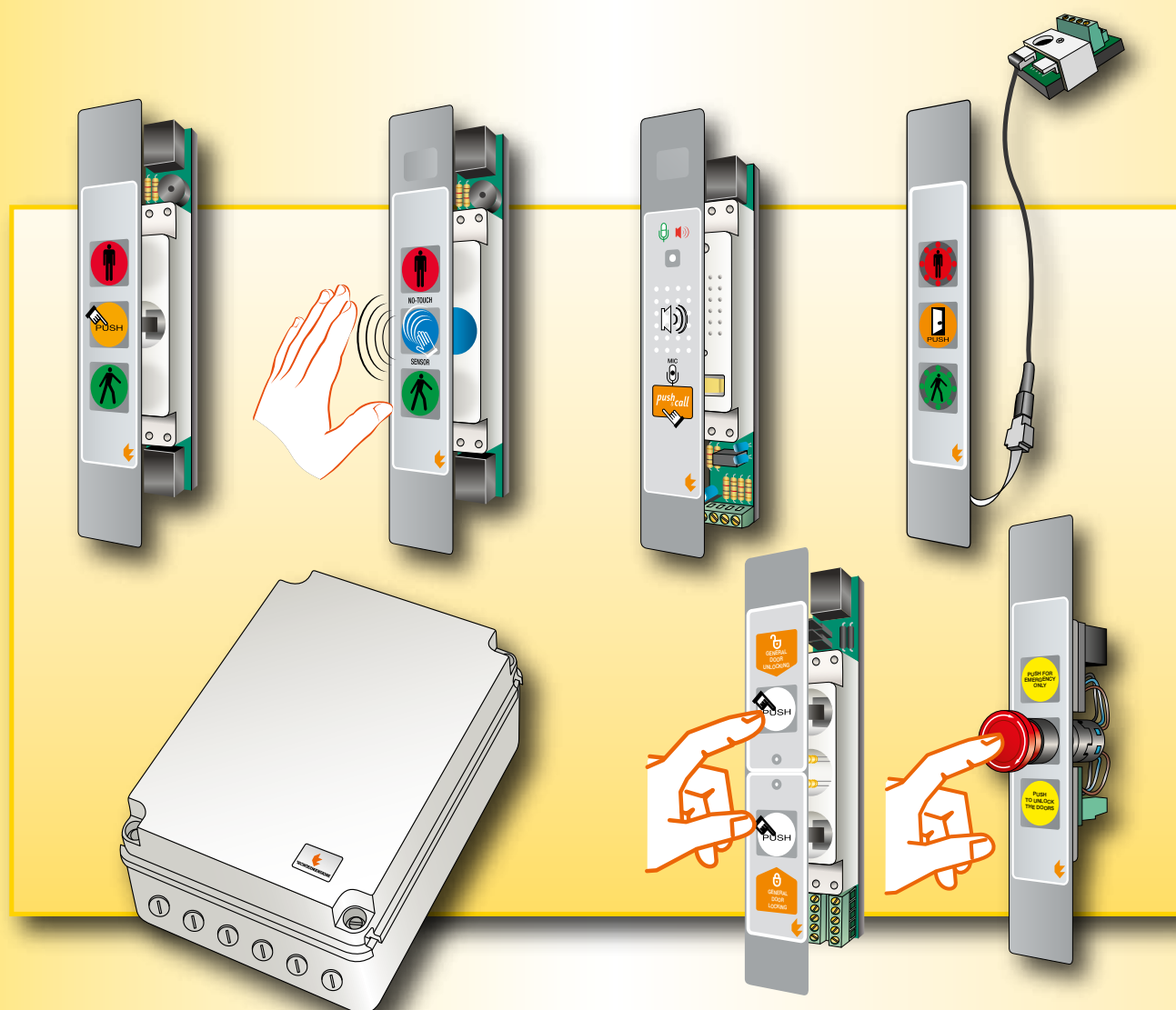


Multiple configuration for interlocking 3, 4 or more doors without virtually any limits





DOOR MANAGEMENT SYSTEMS



TECNODINENSIONE®

Click & GO
ZEROTIME®


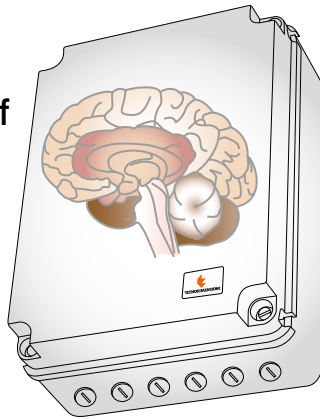
PHARMATRONIX

microprocessor-based

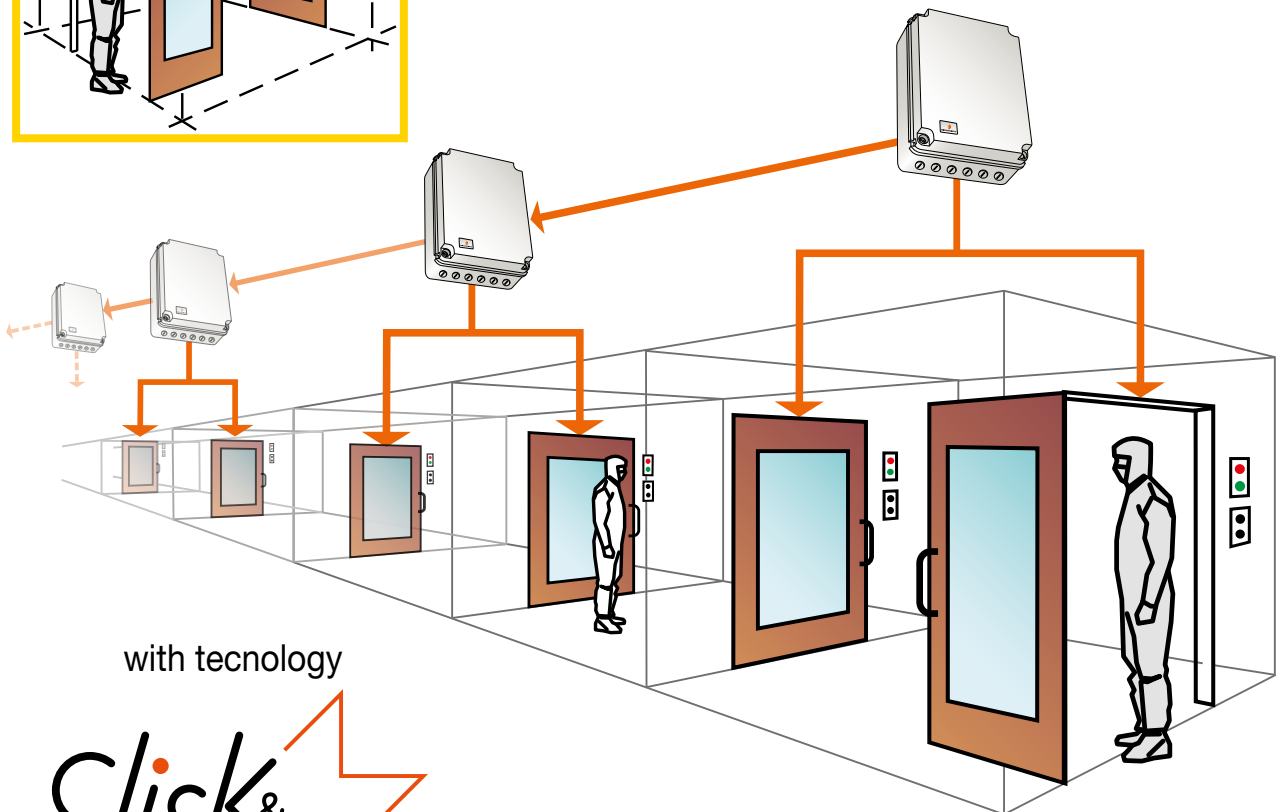
PROFESSIONAL TECNODIMENSIONE CONTROL UNIT

is the brains behind the management of clean room doors

Interlock control units of
a two-door system
interlocked...



...and in "cascade" for multiple interlocks
of 2...4...8...12 doors

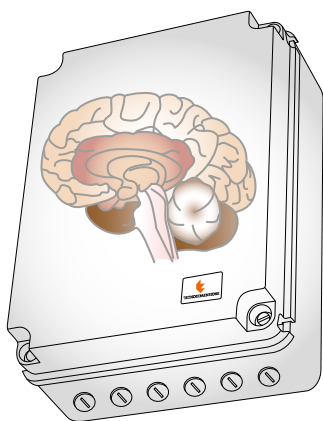


with tecnology

**Click &
GO**
ZEROTIME®



TECNODIMENSIONE
security with style



Microprocessor-based **PHARMATRONIX** PROFESSIONAL TECNODIMENSIONE CONTROL UNIT

This unit is the “brains” of the system because it hosts all the interlocking logics and drives electric locks, Stop/Go displays and accessories (readers, keypads, etc.). The unit is also able to supply power to the whole system in case of emergency.

One unit...
for **3** different needs.


1st Immediate installation = **Click&Go ZEROTIME**

2nd It can be instantly programmed in several modes thanks to the micro DIP-SWITCHES = **MULTISELECT**

3rd It has a modular configuration that can be expanded in “cascade” for multiple interlocks of 2...4...8...12 doors, without limitations = **EXPANDER**

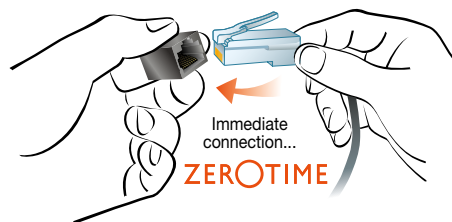
PERFECT FOR THE MANAGEMENT
OF CLEAN ROOMS.

2nd
MULTISELECT



Microprocessor-based **PHARMATRONIX** with two channels

Tecnodimensione systems can be immediately adapted to all plants, depending on their configuration, both during commissioning and after start-up. As it does not require changes to the control unit or the installation of new connection lines, it is the ideal solution to meet current and future customers' needs. It is in fact sufficient to use the DIP-SWITCHES integrated in the control unit to immediately select or change the default programs for each interlocking logic, configuration and timing. Pharmatronix can be programmed in several modes because ...
...it's **MULTISELECT!**



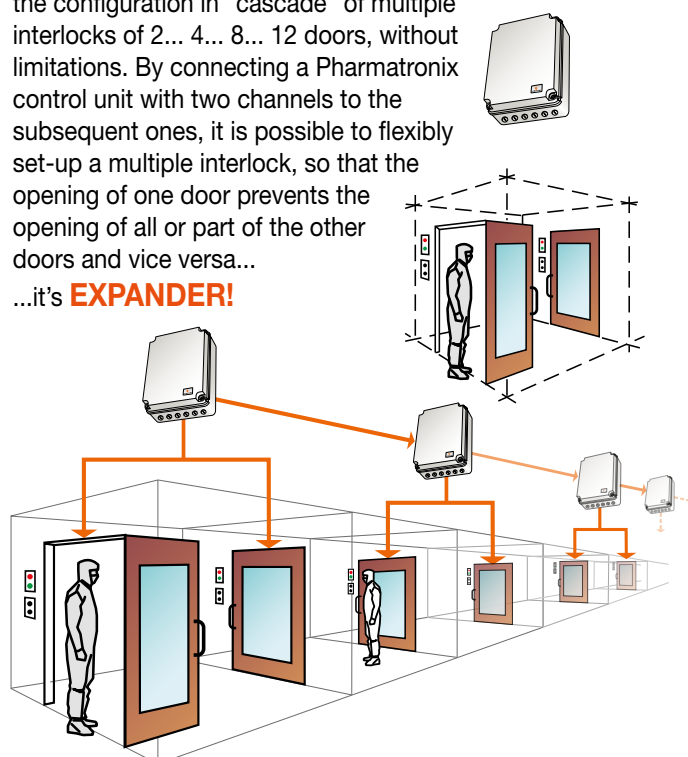
1st **Click&Go**

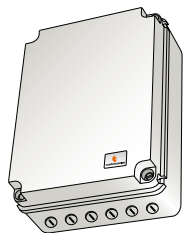
Insert the plug connector... snap it in place... that's all you need for a perfectly working system...

Click&Go!

3rd **EXPANDER**

PHARMATRONIX is designed to allow the configuration in “cascade” of multiple interlocks of 2... 4... 8... 12 doors, without limitations. By connecting a Pharmatronix control unit with two channels to the subsequent ones, it is possible to flexibly set-up a multiple interlock, so that the opening of one door prevents the opening of all or part of the other doors and vice versa...
...it's **EXPANDER!**





Click&GO
ZEROTIME®

MICROPROCESSOR-BASED

PHARMATRONIX

With quick fitting 8 pole RJ45 plug to simplify installation and wiring

Export Product-list

January 2018



TECNODINENSIONE®

This unit is the “brains” of the system because it hosts all the interlocking logics and drives electric locks, Stop/Go displays and accessories (badge readers, keypads, etc.). The unit is also able to supply power to the whole system in case of emergency.

Ordering information



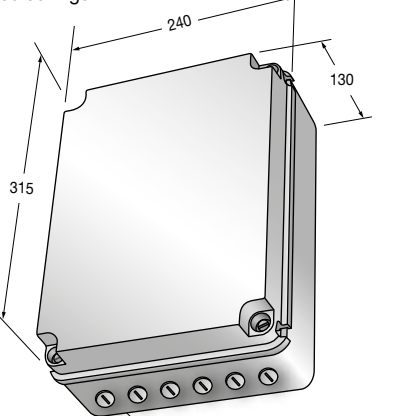
Q.ty

MODELS

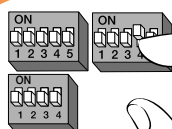
N°

PHARMATRONIX control unit

designed to be wall mounted and/or placed on false ceilings

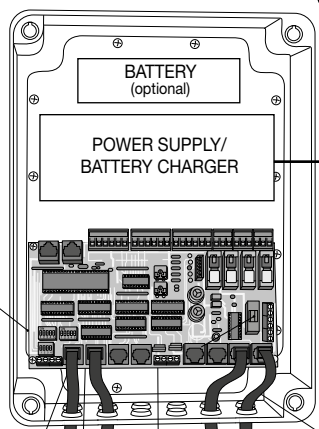


Cable inputs with sealing cable glands, if applicable

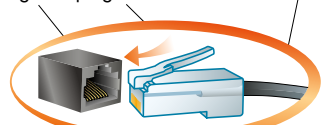


MULTISELECT
micro DIP-SWITCHES
for the immediate
selection of default
programs

230V - 50/60 Hz
mains



RJ45 8-pole female plug
RJ45 8-pole male plug
Microprocessor based mother board
WIREX cable



Immediate connection... **Click&GO**

ZEROTIME

“Multiselect” control unit: multifunctional and programmable in several modes. The “Expander” model, that can be expanded by connecting in cascade 2 or more control units, enables to immediately create multiple interlocks of 2, 4, 6 and 8 doors, without limitations. **It is ideal for “clean rooms”.**

Models for 2 channels (12 VDC power supply)

Microprocessor-based PHARMATRONIX control unit with 2 channels, designed to manage 2 interlocked doors with “Multiselect” logic and to be programmed in several modes. “Expander” model, expandable for multiple interlocks (see section Default programs). With “Click&Go” technology and RJ45 8-pole quick fitting female connecting plugs. Enclosed in an plastic impact-proof cabinet (240 x 315 x 130mm). Supplied with 12 Vdc/1,3A stabilised power supply (no battery charger). For 230 Vac/50 ÷ 60 Hz mains.

034746A221W

Microprocessor based PHARMATRONIX control unit with two channels for the management of two doors. This model has the same characteristics of the one described above, but is supplied with an anti-blackout 12 Vdc/2, 7A power supply and battery charger. For 230 Vac/50 ÷ 60Hz mains.

034746A222W

Models for 2 channels (24 VDC power supply)

Microprocessor based PHARMATRONIX control unit with two channels for the management of two doors. This model has the same characteristics of the one described above, but is supplied with a 24 Vdc/1,5A power supply and battery charger for 230 Vac/50 ÷ 60 Hz mains.

034746A422W

on request

Models for 4 channels (12 VDC power supply)

Microprocessor based PHARMATRONIX control unit for the management of 4 doors. This model has the same characteristics of the one described above, but is supplied enclosed in a “larger” plastic cabinet (380 x 300 x 120 mm) with 2 two-channel mother boards that are already interconnected. Supplied with 12 Vdc/2,7A power supply and battery charger for 230 Vac/50 ÷ 60 Hz mains.

034746A242W

Models for 4 channels (24 VDC power supply)

PHARMATRONIX control unit with 4 channels. This model has the same characteristics of the one described above, but is supplied with a 24 Vdc/1,5A power supply for 230 Vac/50 ÷ 60 Hz mains.

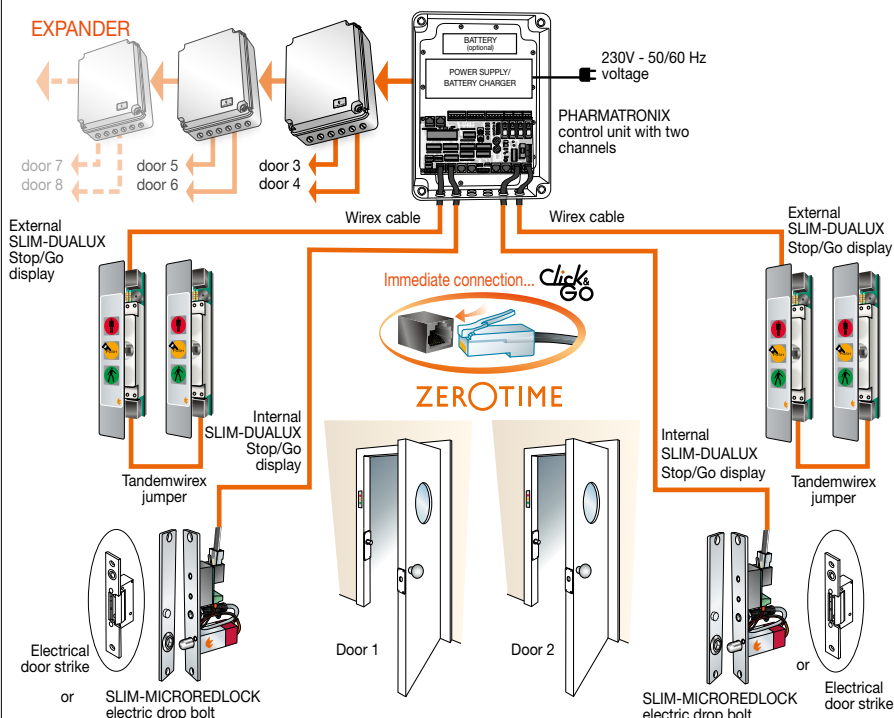
034746A442W


on request

DEFAULT PROGRAMS that can be immediately selected by means of the DIP-SWITCHES:

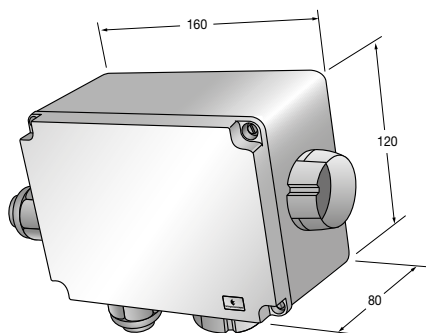
- Single/bidirectional interlock - “Green”, “red” or mixed “green/red” interlocking logic - Interlocking of doors by “room”, “corridor”, mixed “room/corridor” configuration - Management of pass boxes and decontamination rooms without or with timing (adjustable) - Piloting of solenoid bolts and/or electrical door strikes fail-safe/fail-secure - Control of accesses by means of code entry keypads/badge readers - Emergency release (unlock) of single door and/or the general system - Delayed “timeout” alarm for single door - Immediate alarm for “2 contiguous doors” opened simultaneously - And much more on request.

EXAMPLE OF A TWO-DOOR SYSTEM INTERLOCKED WITH PHARMABLOCK CONTROL UNIT, PERTINENT DEVICES AND WIREX FAST CONNECTING CABLES WITH “CLICK&GO” TECHNOLOGY



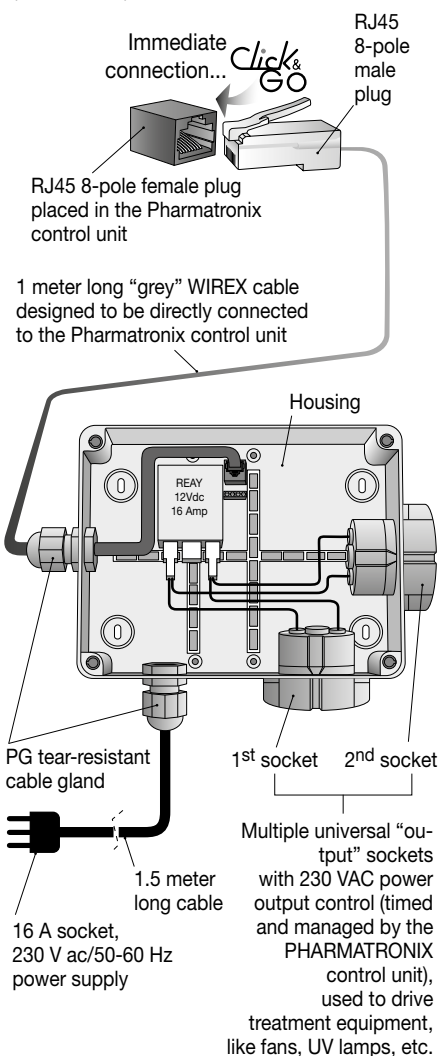


POWER-DRIVER
unit with power relay
for wall-mounting and/or installation on false
ceilings



(overall dimensions in mm)

POWER-DRIVER unit
(internal view)



UNIT WITH POWER RELAY

POWER-DRIVER

With quick fitting 8 pole RJ45 plug to simplify installation and wiring

This is the actuator unit designed to drive by means of a power control (depending on the logics and timings set by the Pharmatronix management unit) treatment and/or decontamination equipment like UV lamps, fans, etc., in addition to emergency devices like emergency lights, remote signals, etc.

Export Product-list

January 2018



TECNODIMENSIONE®

Ordering information



Q.ty

MODELS

N°

Control interface with 2 parallel and dedicated outputs, powered at 230 Vac/50-60 Hz, that can be directly connected to the Pharmatronix control unit by means of a Wirex structured cable using the "Click&Go" technology.

Ideal for possboxes in clean room equipment

Model with 2 control outputs

POWER-DRIVER unit with "2 outputs" and 1 power relay with a total capacity of 16 A for 230 Vac power supplies that includes:

- 1 meter "Wirex" cable (grey) with tear-resistant PG cable gland with a quick fitting 8-pole RJ45 end plug that be instantly connected to the PHARMATRONIX management unit using the "Click&Go" technology.

- 1.5 meter long power cable with tear-resistant PG cable gland and a 16 A Euro plug (3 poles with phase/neutral/earth) to directly "input" the power from the 230 Vac/50-60 Hz power supply.

Control output:

- 2 output controls (timed and managed by the PHARMATRONIX unit), powered at 230 Vac/50-60 Hz, in parallel and dedicated configuration, for a total load of 16 A (that has to be divided between the 2 output sockets). These controls are made available by means of 2 universal female "output" sockets (for Schuco / USA / Euro at 16 A and/or 10 A) designed to be used with any power plug present on the equipment being driven (treatment plants, fans, UV lamps, etc.).

Compact design in plastic shock proof box (dimensions 160x120x80 mm), for wall-mounting and/or installation on false ceiling.

POWER-DRIVER with the same characteristics of the model above, but with "3 outputs", that is 3 parallel and dedicated power controls powered at 230 Vac/50-60 Hz, with a capacity of 16 A to be divided among the 3 corresponding outputs that represent universal female sockets.

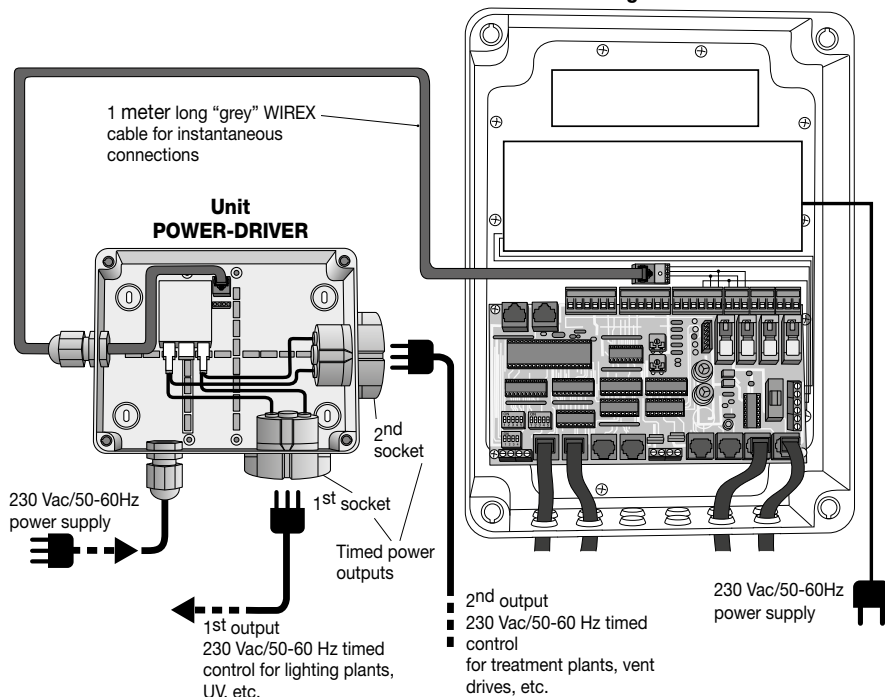
034746R

034746R3

The POWER-DRIVER unit has a compact design as it is specifically enclosed in a box to prevent any direct contact with the internal power circuits. Even the terminals used for external connections are fitted with universal connecting sockets that comply with insulation standards to protect the plant installer from coming into contact with the power line during installation, use and maintenance.

EXAMPLE OF INSTANTANEOUS WIREX CONNECTION BETWEEN THE POWER DRIVER UNIT AND THE PHARMATRONIX CONTROL UNIT AND RELATED DEVICES

PHARMATRONIX management unit



Stop/go display
SLIM-DUALUX

Stop/go sensorized display
SLIM-DUALUX No-touch

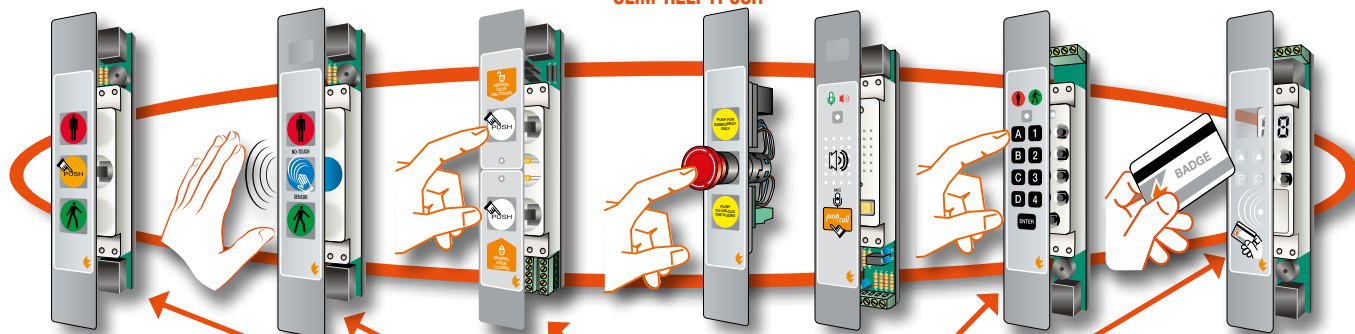
Push-button unit
SLIM-DUALPUSH

Push-button with "mushroom"
SLIM-HELPPUSH

Intercom unit
SLIM-DUALVOX

Keypad
SLIM-CODEGUARD

Badge reader
SLIM-PASSGUARD



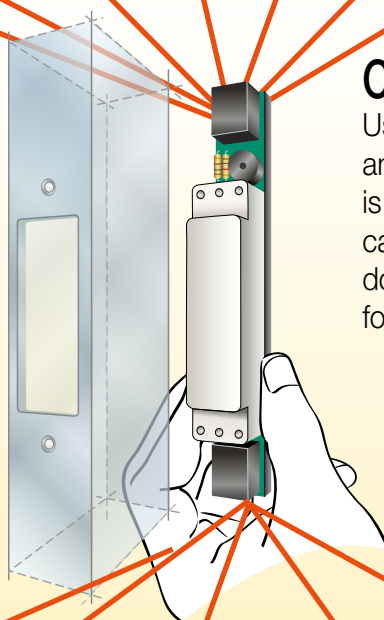
Unified module because....

A full SLIM & MODULAR range of devices with different functions, operations and purposes (stop and go displays, entryphones, keypads, such as code keypads, badge readers and micro stop and go display control units of the same series...) designed and made keeping a single module of the same size for all as a base element.

In fact, all the devices have the same appearance, size and modularity to be interchangeable and housed in the same unified chasing of the previous lock.

Convertible because...

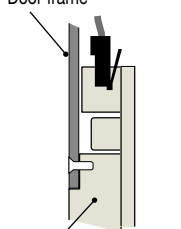
Using unified flanges, cases and boxes, any unified SLIM & MODULAR device is convertible into 5 different types that can be installed in any way, next to the door, based on the assembly needs found in the field.



Assembly type

1

fully aligned concealed
for recess-mounting
without flange
on the same plane of
the door frame panel

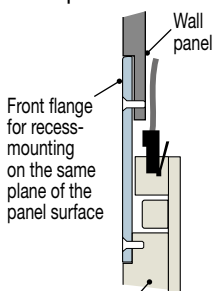


Unified body of modular device recess mounted set flush into surface door frame level

Assembly type

2

fully aligned at milling
for recess-mounting
with front flange
on the same plane
of the panel surface

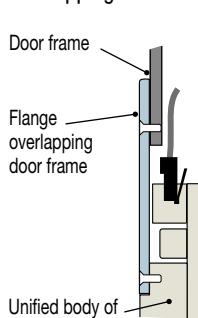


Unified body of modular device with front flange

Assembly type

3

for conventional flush mounting
with front flange
overlapping door frame

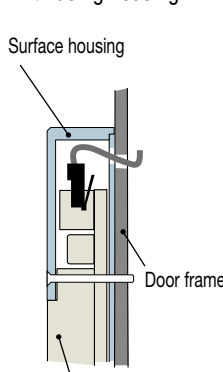


Unified body of modular device with conventional front flange

Assembly type

4

for surface mounting
with using housing

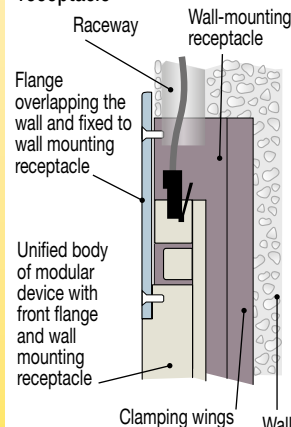


Unified body of modular device included in housing

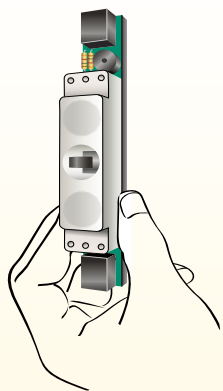
Assembly type

5

for recessed wall-mounting
with flange and wall-mounting
receptacle



SLIM & MODULAR



Convertible unified module.

Basic reference for construction of each SLIM & MODULAR device.

Click & GO
ZEROTIME®

5 devices with **5** different functions, in a single unified convertible module.

Stop/go display SLIM-DUALUX



The stop and go display is a device with a red/green light and international STOP/GO symbols designed to regulate transit in various controlled entrances. It has a manual pressure button for opening the door and/or ringing the bell.

Stop/go sensorized display SLIM-DUALUX No-touch



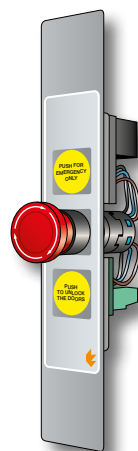
This is the stop and go display (instead of the manual pressure button) with an infrared sensor that "sees" a presence up to 10 cm away. The "contactless" door-opening command and/or bell works automatically by bringing the hand close without touching anything.

Push-button panel SLIM-DUALPUSH



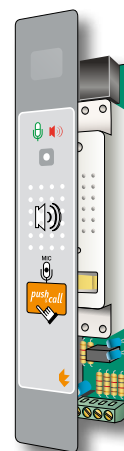
It is the keypad device with 2 independent multi-functional buttons that activates the specific command, using its various exist contacts pressed manually, according to the programme.

Emergency "mushroom" button SLIM-HELPPUSH



It is the red "mushroom" button to be pressed manually to unlock partly and/or fully the doors, to stop processing cycles, to set off fire, emergency alarms etc.

Intercom SLIM-DUALVOX

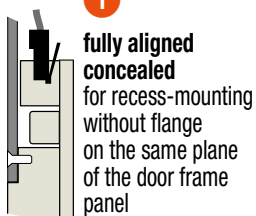


The talk-listen unit is the device that, when matched to another identical unit, in tandem and/or in multiples (with special Voxtronix centralisation module), allows voice intercommunication between different remote stations. The "Push&Call" button activates the start of the conversation in "alternated listen and answer mode". The two-colour LED (red/green) signals the current "Listen/Talk" status.

All convertible into **5** different types of installation next to the door.

Assembly type

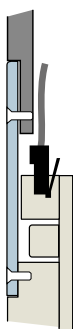
1



fully aligned concealed for recess-mounting without flange on the same plane of the door frame panel

Assembly type

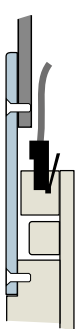
2



fully aligned at milling or recess-mounting with front flange on the same plane of the panel surface

Assembly type

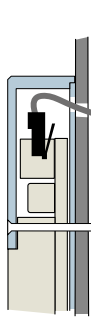
3



for conventional flush mounting with front flange overlapping door frame

Assembly type

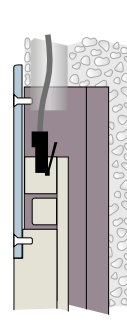
4









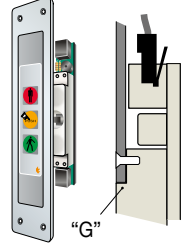
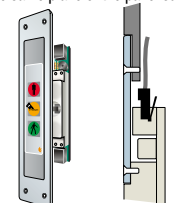
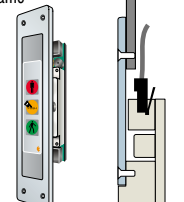
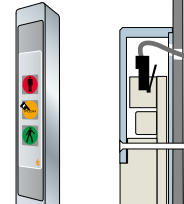
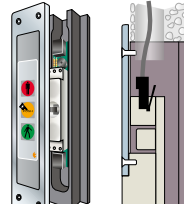
for surface mounting with using housing

Assembly type

5



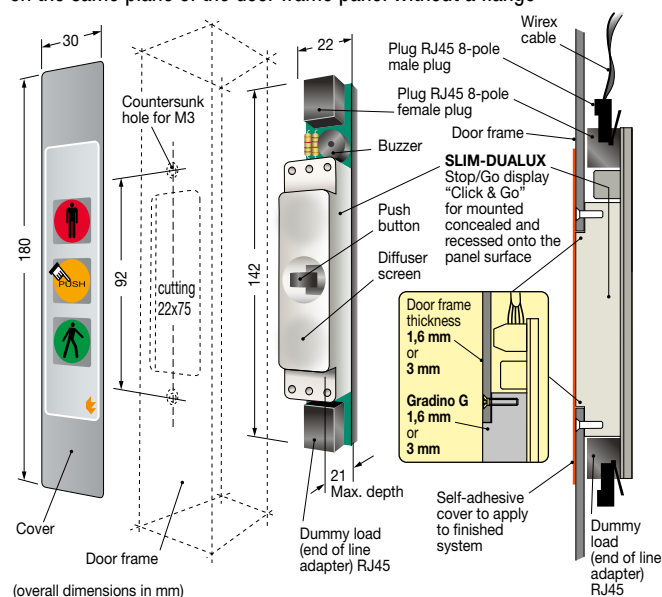
for recessed wall-mounting with flange and wall-mounting receptacle

	<div> <div>  </div> <div> <h2>SLIM-DUALUX</h2> <h3>PROFESSIONAL STOP/GO DISPLAYS</h3> <p>With quick fitting PLUG RJ45 - 8 poli for a more practical installation and immediate cable routing</p> </div> </div> <div> <ul style="list-style-type: none"> - With 2 8-pole quick fitting RJ45-8 connecting plugs + 1 dummy load (end of line adapter). - Green/red lights + buzzer + multifunctional push button with "dry" changeover contacts (no voltage). - 1 self-adhesive cover in polycarbonate, 180 x 30 mm, R2,5, thickness 0.3 mm with international symbols, available in 7 colours. </div>	<div> <h4>Export Product-list</h4> <p>January 2018</p>  <h3>TECNODIMENSIONE®</h3> </div> <div> <table border="1"> <tr> <td>Ordering information </td> <td></td> <td>Q.ty</td> </tr> </table> </div>	Ordering information 		Q.ty															
Ordering information 		Q.ty																		
Assembly type 1 fully aligned concealed for recess-mounting without flange on the same plane of the door frame panel * 	<table border="1"> <thead> <tr> <th>Models for 12Vdc/70mA power supply</th><th>MODELS</th><th>N°</th></tr> </thead> <tbody> <tr> <td>SLIM-DUALUX stop and go display type 1 "CLICK & GO" technology with fully aligned concealed for recess-mounting on the same plane of the door frame panel without flange. Ideal to achieve a "smooth" surface (without roughness) that is easy to clean. Supplied with diffuser screen and gap G for sections with a thickness of 1.6 mm. Complete with self-adhesive cover designed to be applied after the final installation of the system. * In this case it is advisable to prepare the recess during the door frame machining.</td><td>034981CW2U</td><td></td></tr> <tr> <td>Same with diffuser screen and gap G for sections with a thickness of 3 mm.</td><td>034981CW2U3</td><td></td></tr> <tr> <th>Models for 24Vdc/40mA power supply (on request)</th><td></td><td></td></tr> <tr> <td>SLIM-DUALUX stop and go display same but with 24 Vdc/40mA power supply with diffuser screen with G gap for sections with a thickness of 1.6 mm</td><td>034981CW4U</td><td></td></tr> <tr> <td>Same with diffuser screen and gap G for sections with a thickness of 3 mm.</td><td>034981CW4U3</td><td></td></tr> </tbody> </table>	Models for 12Vdc/70mA power supply	MODELS	N°	SLIM-DUALUX stop and go display type 1 "CLICK & GO" technology with fully aligned concealed for recess-mounting on the same plane of the door frame panel without flange. Ideal to achieve a "smooth" surface (without roughness) that is easy to clean. Supplied with diffuser screen and gap G for sections with a thickness of 1.6 mm. Complete with self-adhesive cover designed to be applied after the final installation of the system. * In this case it is advisable to prepare the recess during the door frame machining.	034981CW2U		Same with diffuser screen and gap G for sections with a thickness of 3 mm.	034981CW2U3		Models for 24Vdc/40mA power supply (on request)			SLIM-DUALUX stop and go display same but with 24 Vdc/40mA power supply with diffuser screen with G gap for sections with a thickness of 1.6 mm	034981CW4U		Same with diffuser screen and gap G for sections with a thickness of 3 mm.	034981CW4U3		
Models for 12Vdc/70mA power supply	MODELS	N°																		
SLIM-DUALUX stop and go display type 1 "CLICK & GO" technology with fully aligned concealed for recess-mounting on the same plane of the door frame panel without flange. Ideal to achieve a "smooth" surface (without roughness) that is easy to clean. Supplied with diffuser screen and gap G for sections with a thickness of 1.6 mm. Complete with self-adhesive cover designed to be applied after the final installation of the system. * In this case it is advisable to prepare the recess during the door frame machining.	034981CW2U																			
Same with diffuser screen and gap G for sections with a thickness of 3 mm.	034981CW2U3																			
Models for 24Vdc/40mA power supply (on request)																				
SLIM-DUALUX stop and go display same but with 24 Vdc/40mA power supply with diffuser screen with G gap for sections with a thickness of 1.6 mm	034981CW4U																			
Same with diffuser screen and gap G for sections with a thickness of 3 mm.	034981CW4U3																			
Assembly type 2 fully aligned at milling for recess-mounting with front flange on the same plane of the panel surface ♦ 	<table border="1"> <thead> <tr> <th>Models for 12Vdc/70mA power supply</th><th>MODELS</th><th>N°</th></tr> </thead> <tbody> <tr> <td>SLIM-DUALUX stop and go display type 2 "CLICK & GO" technology for aligned recessed flush fitting in bottom of panel using front flange (e.g. To mount on wall panel next to the door frame on the post where no chasing can be carried out). Supplied with front flange in anodized aluminium with "silver" finish - 250 x 50 mm, thickness 2.5 mm for recess-mounting on the same plane of the panel surface for aligned recessed flush fitting in bottom of plane using front flange. Cover pre-assembled and fixed into the flange niche. ♦ In this case, it is advisable to prepare sunk milling during the panel machining phase.</td><td>034982CW2U</td><td></td></tr> <tr> <th>Models for 24Vdc/40mA power supply (on request)</th><td></td><td></td></tr> <tr> <td>SLIM-DUALUX stop and go display same but with 24 Vdc/40mA power supply.</td><td>034982CW4U</td><td></td></tr> </tbody> </table>	Models for 12Vdc/70mA power supply	MODELS	N°	SLIM-DUALUX stop and go display type 2 "CLICK & GO" technology for aligned recessed flush fitting in bottom of panel using front flange (e.g. To mount on wall panel next to the door frame on the post where no chasing can be carried out). Supplied with front flange in anodized aluminium with "silver" finish - 250 x 50 mm, thickness 2.5 mm for recess-mounting on the same plane of the panel surface for aligned recessed flush fitting in bottom of plane using front flange. Cover pre-assembled and fixed into the flange niche. ♦ In this case, it is advisable to prepare sunk milling during the panel machining phase.	034982CW2U		Models for 24Vdc/40mA power supply (on request)			SLIM-DUALUX stop and go display same but with 24 Vdc/40mA power supply.	034982CW4U								
Models for 12Vdc/70mA power supply	MODELS	N°																		
SLIM-DUALUX stop and go display type 2 "CLICK & GO" technology for aligned recessed flush fitting in bottom of panel using front flange (e.g. To mount on wall panel next to the door frame on the post where no chasing can be carried out). Supplied with front flange in anodized aluminium with "silver" finish - 250 x 50 mm, thickness 2.5 mm for recess-mounting on the same plane of the panel surface for aligned recessed flush fitting in bottom of plane using front flange. Cover pre-assembled and fixed into the flange niche. ♦ In this case, it is advisable to prepare sunk milling during the panel machining phase.	034982CW2U																			
Models for 24Vdc/40mA power supply (on request)																				
SLIM-DUALUX stop and go display same but with 24 Vdc/40mA power supply.	034982CW4U																			
Assembly type 3 for conventional flush mounting with front flange overlapping door frame 	<table border="1"> <thead> <tr> <th>Models for 12Vdc/70mA power supply</th><th>MODELS</th><th>N°</th></tr> </thead> <tbody> <tr> <td>SLIM-DUALUX stop and go display type 3 "CLICK & GO" technology for traditional recessed fitting using flange. Supplied with front flange in anodized aluminium with "silver" finish - 250 x 50mm, thickness 4 mm for flush mounting. Cover pre-assembled and fixed into the flange niche. Mounting can be carried out "on site", directly onto the installed door frame.</td><td>034983CW2U</td><td></td></tr> <tr> <th>Models for 24Vdc/40mA power supply (on request)</th><td></td><td></td></tr> <tr> <td>SLIM-DUALUX stop and go display same but with 24 Vdc/40mA power supply</td><td>034983CW4U</td><td></td></tr> </tbody> </table>	Models for 12Vdc/70mA power supply	MODELS	N°	SLIM-DUALUX stop and go display type 3 "CLICK & GO" technology for traditional recessed fitting using flange. Supplied with front flange in anodized aluminium with "silver" finish - 250 x 50mm, thickness 4 mm for flush mounting. Cover pre-assembled and fixed into the flange niche. Mounting can be carried out "on site", directly onto the installed door frame.	034983CW2U		Models for 24Vdc/40mA power supply (on request)			SLIM-DUALUX stop and go display same but with 24 Vdc/40mA power supply	034983CW4U								
Models for 12Vdc/70mA power supply	MODELS	N°																		
SLIM-DUALUX stop and go display type 3 "CLICK & GO" technology for traditional recessed fitting using flange. Supplied with front flange in anodized aluminium with "silver" finish - 250 x 50mm, thickness 4 mm for flush mounting. Cover pre-assembled and fixed into the flange niche. Mounting can be carried out "on site", directly onto the installed door frame.	034983CW2U																			
Models for 24Vdc/40mA power supply (on request)																				
SLIM-DUALUX stop and go display same but with 24 Vdc/40mA power supply	034983CW4U																			
Assembly type 4 for surface mounting with using housing 	<table border="1"> <thead> <tr> <th>Models for 12Vdc/70mA power supply</th><th>MODELS</th><th>N°</th></tr> </thead> <tbody> <tr> <td>SLIM-DUALUX stop and go display type 4 "CLICK & GO" technology for mounting placed on surface using housing. With extra-strong protective housing, made in anodized silver finish aluminium (35 x 25 x 215 mm). Self-adhesive cover in polycarbonate, provided separately and designed to be used as final cover to hide the 4 fixing screws of the housing on the door frame. Useful when you wish to avoid recess-mounting or cuts on the door frame.</td><td>034984CW2U</td><td></td></tr> <tr> <th>Models for 24Vdc/40mA power supply (on request)</th><td></td><td></td></tr> <tr> <td>SLIM-DUALUX stop and go display same but with 24 Vdc/40mA power supply.</td><td>034984CW4U</td><td></td></tr> </tbody> </table>	Models for 12Vdc/70mA power supply	MODELS	N°	SLIM-DUALUX stop and go display type 4 "CLICK & GO" technology for mounting placed on surface using housing. With extra-strong protective housing, made in anodized silver finish aluminium (35 x 25 x 215 mm). Self-adhesive cover in polycarbonate, provided separately and designed to be used as final cover to hide the 4 fixing screws of the housing on the door frame. Useful when you wish to avoid recess-mounting or cuts on the door frame.	034984CW2U		Models for 24Vdc/40mA power supply (on request)			SLIM-DUALUX stop and go display same but with 24 Vdc/40mA power supply.	034984CW4U								
Models for 12Vdc/70mA power supply	MODELS	N°																		
SLIM-DUALUX stop and go display type 4 "CLICK & GO" technology for mounting placed on surface using housing. With extra-strong protective housing, made in anodized silver finish aluminium (35 x 25 x 215 mm). Self-adhesive cover in polycarbonate, provided separately and designed to be used as final cover to hide the 4 fixing screws of the housing on the door frame. Useful when you wish to avoid recess-mounting or cuts on the door frame.	034984CW2U																			
Models for 24Vdc/40mA power supply (on request)																				
SLIM-DUALUX stop and go display same but with 24 Vdc/40mA power supply.	034984CW4U																			
Assembly type 5 for recessed wall-mounting with flange and wall-mounting receptacle 	<table border="1"> <thead> <tr> <th>Models for 12Vdc/70mA power supply</th><th>MODELS</th><th>N°</th></tr> </thead> <tbody> <tr> <td>SLIM-DUALUX stop and go display type 5 "CLICK & GO" technology for recessed assembly using flange and wall box. Supplied with front flange in anodized aluminium with "silver" finish - 250 x 50 mm, thickness 4 mm, to be fixed to the housing by placing on wall surface. Self-adhesive cover in polycarbonate pre-assembled and fixed into the flange niche. Also fitted with wall box with "wings" for rapid anchoring (65 x 30 x 230 mm), in plastic taken from single block to be assembled "in a niche" in the wall to house the body of the stop and go display. Wall niche and cable channel to be prepared beforehand.</td><td>034985CW2U</td><td></td></tr> <tr> <th>Models for 24Vdc/40mA power supply (on request)</th><td></td><td></td></tr> <tr> <td>SLIM-DUALUX stop and go display same but with 24 Vdc/40mA power supply.</td><td>034985CW4U</td><td></td></tr> </tbody> </table>	Models for 12Vdc/70mA power supply	MODELS	N°	SLIM-DUALUX stop and go display type 5 "CLICK & GO" technology for recessed assembly using flange and wall box. Supplied with front flange in anodized aluminium with "silver" finish - 250 x 50 mm, thickness 4 mm, to be fixed to the housing by placing on wall surface. Self-adhesive cover in polycarbonate pre-assembled and fixed into the flange niche. Also fitted with wall box with "wings" for rapid anchoring (65 x 30 x 230 mm), in plastic taken from single block to be assembled "in a niche" in the wall to house the body of the stop and go display. Wall niche and cable channel to be prepared beforehand.	034985CW2U		Models for 24Vdc/40mA power supply (on request)			SLIM-DUALUX stop and go display same but with 24 Vdc/40mA power supply.	034985CW4U								
Models for 12Vdc/70mA power supply	MODELS	N°																		
SLIM-DUALUX stop and go display type 5 "CLICK & GO" technology for recessed assembly using flange and wall box. Supplied with front flange in anodized aluminium with "silver" finish - 250 x 50 mm, thickness 4 mm, to be fixed to the housing by placing on wall surface. Self-adhesive cover in polycarbonate pre-assembled and fixed into the flange niche. Also fitted with wall box with "wings" for rapid anchoring (65 x 30 x 230 mm), in plastic taken from single block to be assembled "in a niche" in the wall to house the body of the stop and go display. Wall niche and cable channel to be prepared beforehand.	034985CW2U																			
Models for 24Vdc/40mA power supply (on request)																				
SLIM-DUALUX stop and go display same but with 24 Vdc/40mA power supply.	034985CW4U																			

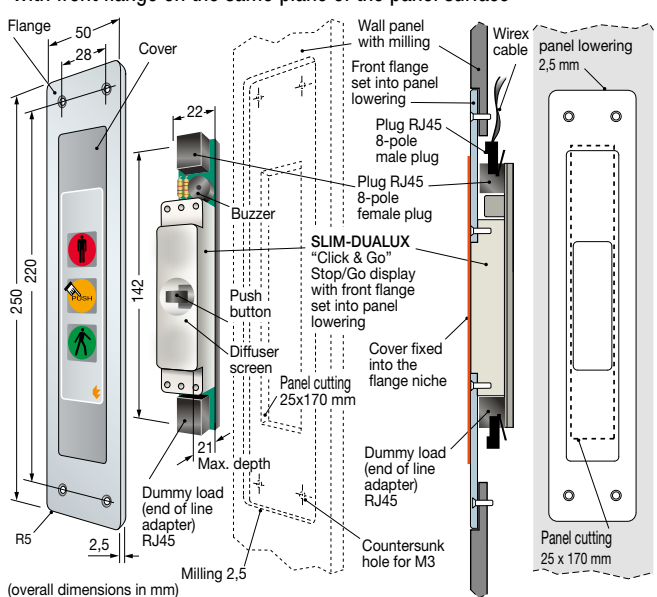
Special configurations available at extra charge: Cover with your logo and/or customized.

For sizes, measurements and details of chasing, application examples and connection diagrams, see page 18.

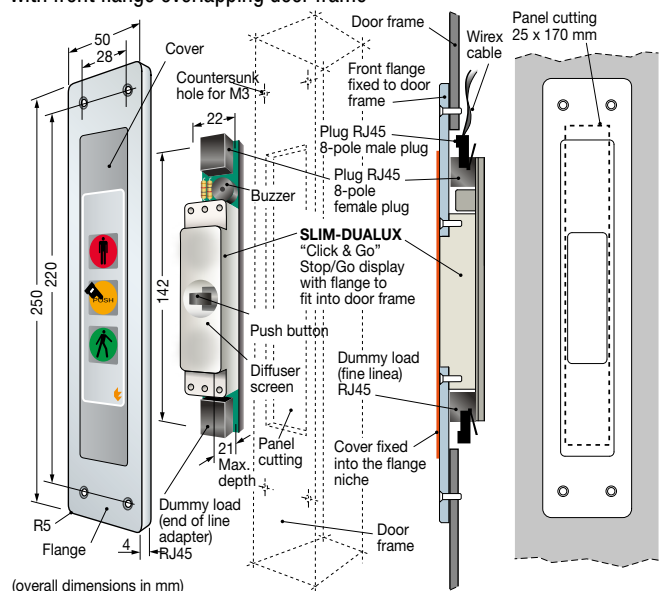
Assembly type 1 fully aligned concealed for recess-mounting on the same plane of the door frame panel without a flange



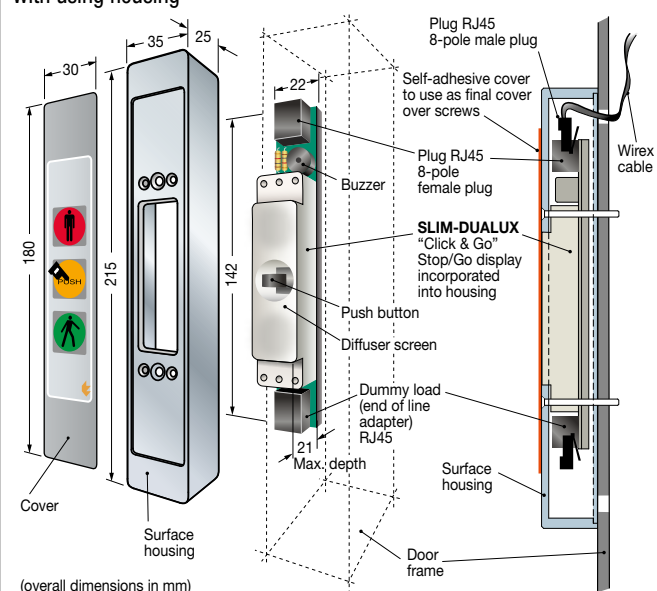
Assembly type 2 fully aligned at milling for recess-mounting with front flange on the same plane of the panel surface



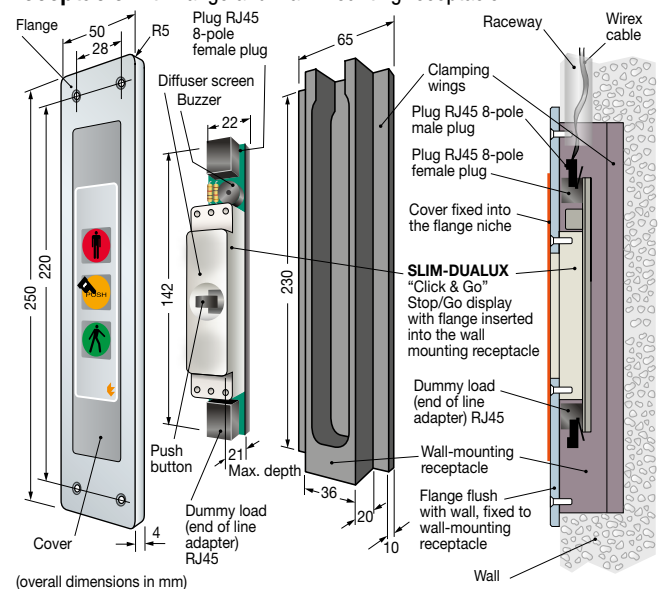
Assembly type 3 for conventional flush mounting with front flange overlapping door frame



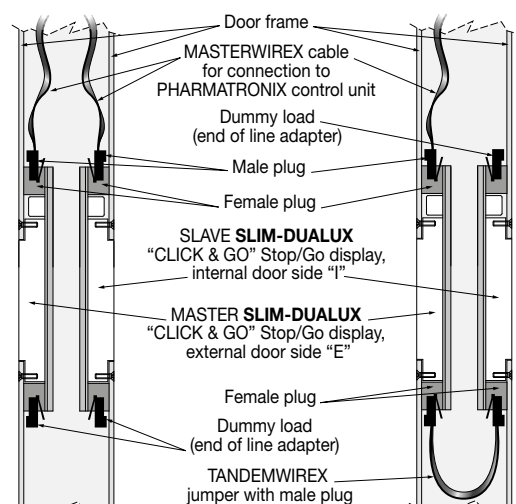
Assembly type 4 for surface mounting with using housing



Assembly type 5 for recessed mounting in wall-mounting receptacle with flange and wall-mounting receptacle





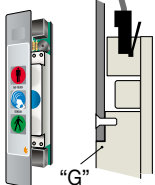
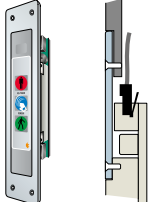
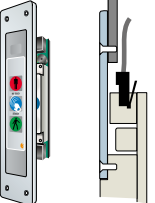
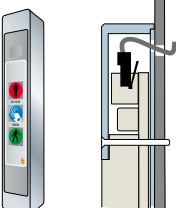
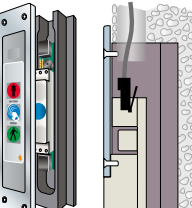


Examples of Wirex fast connecting cables for “CLICK & GO” models



SINGLE CONFIGURATION
Each Stop/Go display has its own
MASTERWIREX control cable.

MASTER-SLAVE CONFIGURATION
Two Stop/Go displays coupled in "tandem" by means of a TANDEMWIREX jumper and one MASTERWIREX control cable.

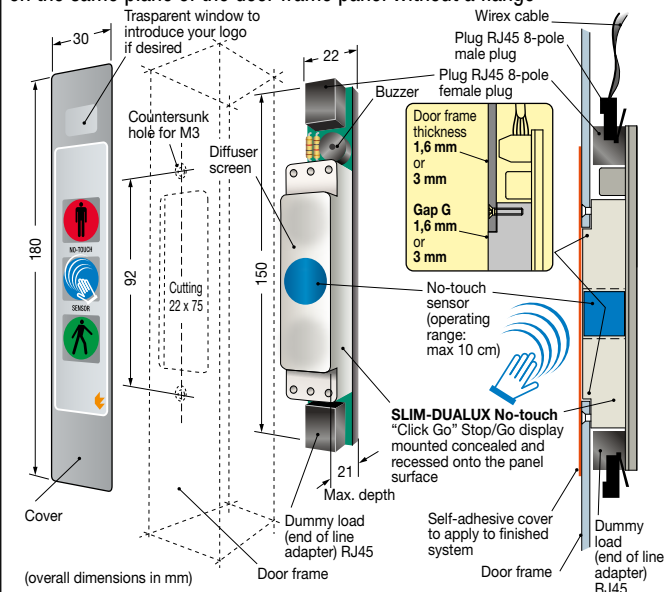
	 <p>"No-touch" version with contactless command</p>	<h2>SLIM-DUALUX No-touch</h2> <h3>PROFESSIONAL SENSORIZED STOP/GO DISPLAYS</h3> <p>With quick fitting PLUG RJ45 - 8 poli for a more practical installation and immediate cable routing</p> <ul style="list-style-type: none">- With 2 8-pole quick fitting RJ45-8 connecting plugs + 1 dummy load (end of line adapter).- Green/red light + buzzer.- Equipped (instead of manual pressure button) with an infrared sensor that "sees" a presence up to 10 cm away. The "contactless" door-opening command and/or alarm works automatically by bringing the hand close, without touching anything.- Timed command with exit relay that starts and remains activated for 8 seconds, each time the hand comes near the No-touch sensor's range of action.- 1 adhesive cover in polycarbonate, 180 x 30 mm, R2,5, thickness 0.3 mm with 7-colour international symbols.	<p>Export Product-list January 2018</p>  <p>TECNODIMENSIONE® Click & GO ZEROTIME®</p> <p>ordering information </p> <p>Q.ty</p>
Models for 12Vdc/70mA power supply			MODELS
<p>Assembly type 1 fully aligned concealed for recess-mounting without flange on the same plane of the door frame panel *</p> 	<p>SLIM-DUALUX No-touch stop and go display type 1 "CLICK & GO" technology with fully aligned concealed for recess-mounting on the same plane of the door frame panel without flange.</p> <p>Ideal to achieve a "smooth" surface (without roughness) that is easy to clean.</p> <p>Supplied with diffuser screen and gap G for sections with a thickness of 1.6 mm.</p> <p>Complete with self-adhesive cover designed to be applied after the final installation of the system.</p> <p>* In this case it is advisable to prepare the recess during the door frame machining.</p>	034981HW2U	
	Same with diffuser screen and gap G for sections with a thickness of 3 mm.	034981HW2U3	
<p>Assembly type 2 fully aligned at milling for recess-mounting with front flange on the same plane of the panel surface ♦</p> 	<p>SLIM-DUALUX No-touch stop and go display type 2 "CLICK & GO" technology for aligned recessed flush fitting in bottom of panel using front flange (e.g. To mount on wall panel next to the door frame on the post where no chasing can be carried out).</p> <p>Supplied with front flange in anodized aluminium with "silver" finish - 250 x 50 mm, thickness 2.5 mm for recess-mounting on the same plane of the panel surface for aligned recessed flush fitting in bottom of plane using front flange.</p> <p>Cover pre-assembled and fixed into the flange niche.</p> <p>♦ In this case, it is advisable to prepare sunk milling during the panel machining phase.</p>	034982HW2U	
<p>Assembly type 3 for conventional flush mounting with front flange overlapping door frame</p> 	<p>SLIM-DUALUX No-touch stop and go display type 3 "CLICK & GO" technology for traditional recessed fitting using flange.</p> <p>Supplied with front flange in anodized aluminium with "silver" finish - 250 x 50mm, thickness 4 mm for flush mounting.</p> <p>Cover pre-assembled and fixed into the flange niche.</p> <p>Mounting can be carried out "on site", directly onto the installed door frame.</p>	034983HW2U	
<p>Assembly type 4 for surface mounting with using housing</p> 	<p>SLIM-DUALUX No-touch stop and go display type 4 "CLICK & GO" technology for mounting placed on surface using housing.</p> <p>With extra-strong protective housing, made in anodized silver finish aluminium (35 x 25 x 215 mm).</p> <p>Self-adhesive cover in polycarbonate, provided separately and designed to be used as final cover to hide the 4 fixing screws of the housing on the door frame.</p> <p>Useful when you wish to avoid recess-mounting or cuts on the door frame.</p>	034984HW2U	
<p>Assembly type 5 for recessed wall-mounting with flange and wall-mounting receptacle</p> 	<p>SLIM-DUALUX No-touch stop and go display type 5 "CLICK & GO" technology for recessed assembly using flange and wall box.</p> <p>Supplied with front flange in anodized aluminium with "silver" finish - 250 x 50 mm, thickness 4 mm, to be fixed to the housing by placing on wall surface.</p> <p>Self-adhesive cover in polycarbonate pre-assembled and fixed into the flange niche.</p> <p>Also fitted with wall box with "wings" for rapid anchoring (65 x 30 x 230 mm), in plastic taken from single block to be assembled "in a niche" in the wall to house the body of the stop and go display No-touch.</p> <p>Wall niche and cable channel to be prepared beforehand.</p>	034983HW2U	

Special configurations available at extra charge: Cover with your logo and/or customized.

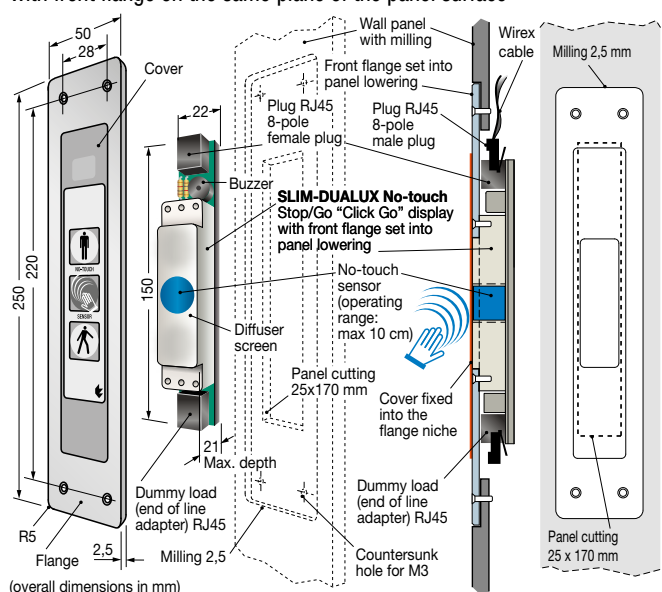
For sizes, measurements and details of chasing, application examples and connection diagrams, see page 20.

SLIM-DUALUX No-touch STOP & GO DISPLAYS - sizes, application examples and connection diagram

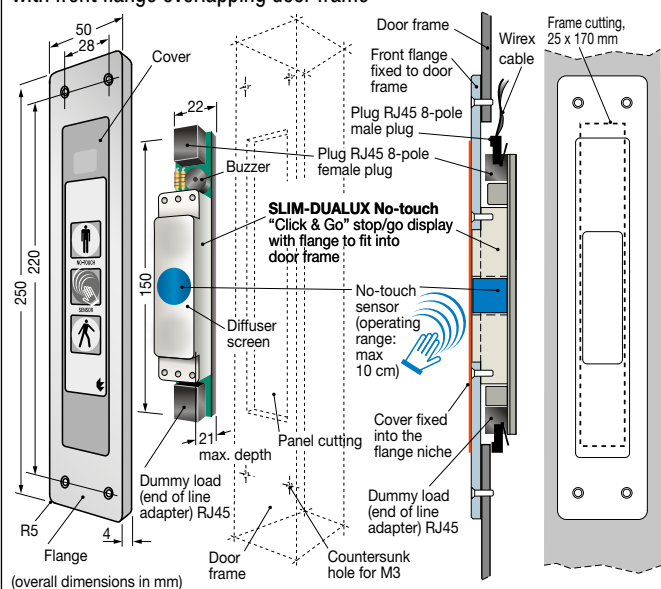
Assembly type 1 fully aligned concealed for recess-mounting on the same plane of the door frame panel without a flange



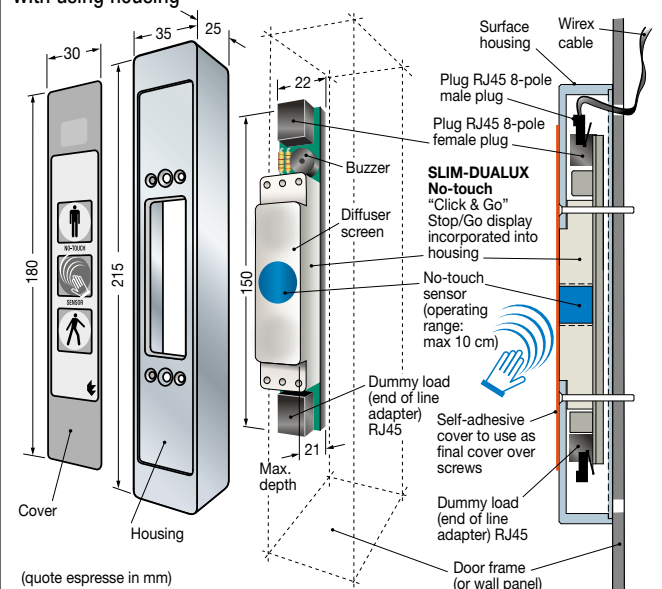
Assembly type 2 fully aligned at milling for recess-mounting with front flange on the same plane of the panel surface



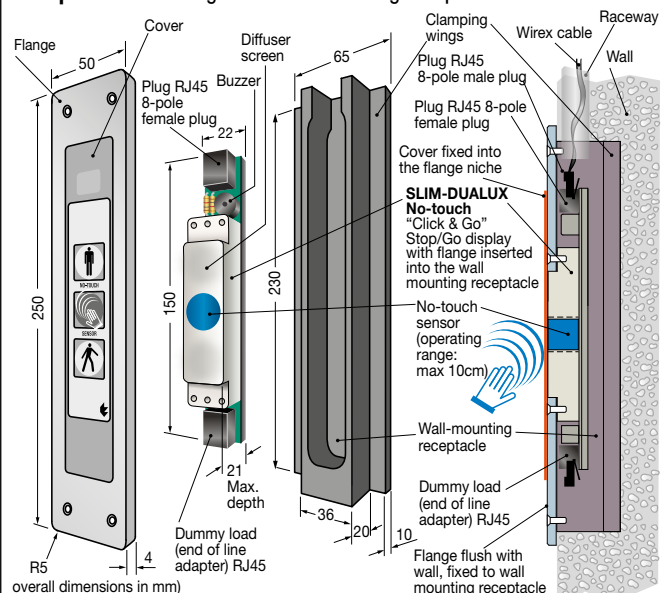
Assembly type 3 for conventional flush mounting with front flange overlapping door frame



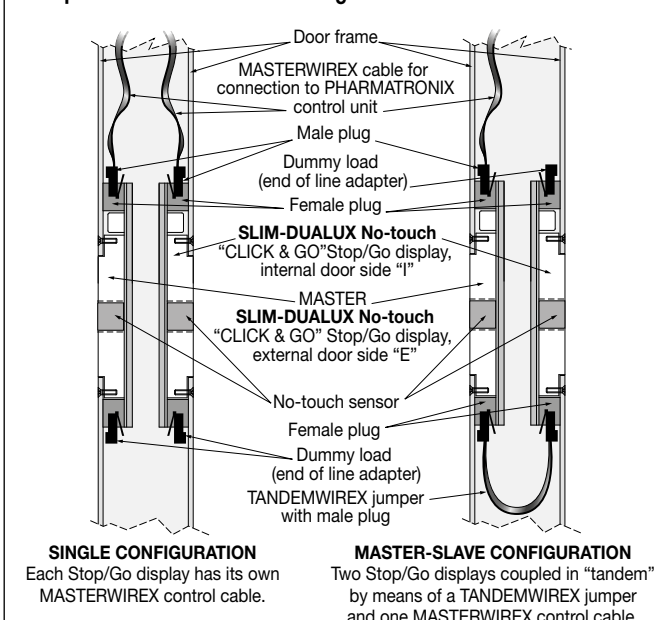
Assembly type 4 for surface mounting with using housing







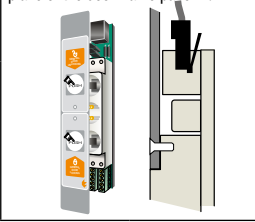
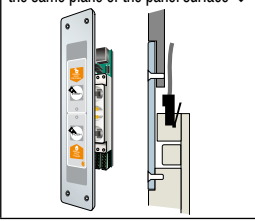
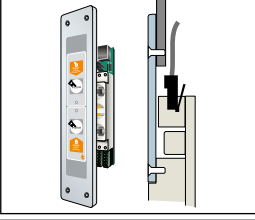
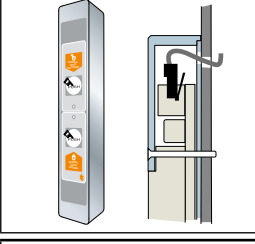
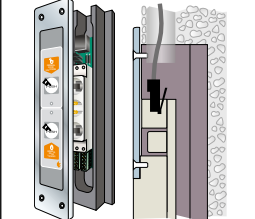


Assembly type 5 for recessed mounting in wall-mounting receptacle with flange and wall-mounting receptacle



Examples of Wirex fast connecting cables for "CLICK & GO" models



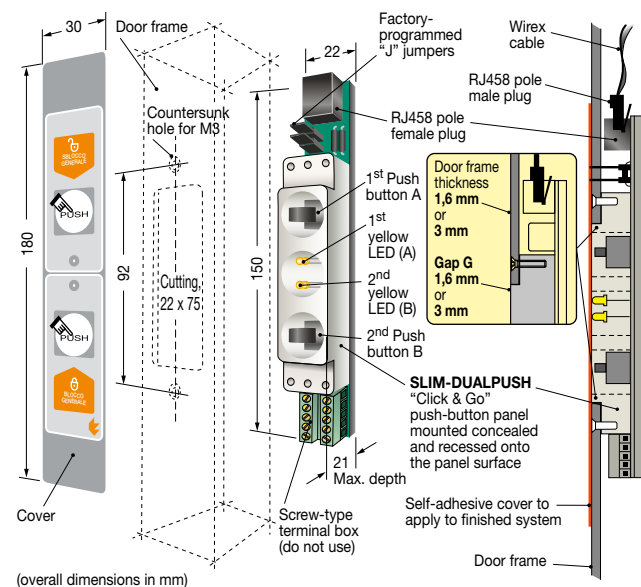
	<h2 style="text-align: center;">SLIM-DUALPUSH</h2> <h3 style="text-align: center;">PROFESSIONAL PUSH-BUTTON PANELS</h3> <p style="text-align: center;">for multiple independent controls</p> <p style="text-align: center;">With quick fitting PLUG RJ45 - 8 poli for a more practical installation and immediate cable routing</p> <p>Fitted with 2 single PUSH buttons, each of which may have the following characteristics:</p> <ul style="list-style-type: none"> • C = Pushbutton with temporary contact ("ON" when the button is held down and return to "OFF" when it is released). • I = Switch with stable ON/OFF contact ("ON" when the switch is initially pressed, "OFF" when it is pressed a second time). <p>NOTE = See also the codes of the applicable models. Each button "A" or "B" is respectively lined to 2 output controls = 1 NO contact + 1 NC contact, both "dry" and free from voltage with a capacity of 0.5 A/12 Vdc.</p> <ul style="list-style-type: none"> - 2 yellow LED respectively associated with the corresponding button ("A" or "B") to confirm "successful activation of command". - Jumper bridges already programmed by the factory. - 1 adhesive cover in polycarbonate, 180x30mm, R2,5, thickness 0.3mm with 7-colour international symbols; with 2 windows for the personalised indication of commands. 	<p>Export Product-list January 2018</p> <p style="text-align: center;"> TECNODIMENSIONE®</p> <p style="text-align: center;"> ZEROTIME®</p> <table border="1" style="width: 100%;"> <tr> <td style="width: 33%;">ordering information </td> <td style="width: 33%;"></td> <td style="width: 33%; text-align: right;">Q.ty</td> </tr> </table>	ordering information 		Q.ty
ordering information 		Q.ty			
Models for 12Vdc/70mA power supply (on request on order models 24Vdc)		<table border="1" style="width: 100%;"> <tr> <td style="width: 33%;">MODELS</td> <td style="width: 33%;"></td> <td style="width: 33%; text-align: right;">N°</td> </tr> </table>	MODELS		N°
MODELS		N°			
<p>Assembly type 1 fully aligned concealed for recess-mounting without flange on the same plane of the door frame panel *</p> 	<p>SLIM-DUALPUSH push button panels type 1 "CLICK & GO" technology with individual dual controls and fully aligned concealed for recess-mounting on the same plane of the door frame panel without flange. Ideal to achieve a "smooth" (without roughness) that is easy to clean. Supplied with front panel and gap G for sections with a thickness of 1.6 mm. Complete with self-adhesive cover designed to be applied after the final installation of the system.</p> <p>* In this case it is advisable to prepare the recess during the door frame machining.</p> <p>Same with front panel and gap G for sections with a thickness of 3 mm. Add suffix 3 to the code of the selected model.</p>	<p>034971CCW2U (with 2 C buttons) 034971CIW2U (with 1 C button + 1 I switch) 034971I IW2U (with 2 I switches)</p> <p>034971CCW2U3 (with 2 C buttons) 034971CIW2U3 (with 1 C button + 1 I switch) 034971I IW2U3 (with 2 I switches)</p>			
<p>Assembly type 2 fully aligned at milling for recess-mounting with front flange on the same plane of the panel surface ◆</p> 	<p>SLIM-DUALPUSH push button panels type 2 "CLICK & GO" technology with individual dual controls for aligned recessed flush fitting in bottom of panel using front flange (e.g. To mount on wall panel next to the door frame on the post where no chasing can be carried out).</p> <p>Supplied with front flange in anodized aluminium with "silver" finish - 250 x 50mm, thickness 2.5 mm or recess-mounting on the same plane of the panel surface for aligned recessed flush fitting in bottom of plane using front flange. Cover pre-assembled and fixed into the flange niche.</p> <p>◆ In this case, it is advisable to prepare sunk milling during the panel machining phase.</p>	<p>034972CCW2U (with 2 C buttons) 034972CIW2U (with 1 C button + 1 I switch) 034972I IW2U (with 2 I switches)</p>			
<p>Assembly type 3 for conventional flush mounting with front flange overlapping door frame</p> 	<p>SLIM-DUALPUSH push button panels type 3 "CLICK & GO" technology with individual dual controls. For traditional recessed fitting using flange.</p> <p>Supplied with front flange in anodized aluminium with "silver" finish - 250 x 50mm, thickness 4 mm for flush mounting. Cover pre-assembled and fixed into the flange niche.</p> <p>Mounting can be carried out "on site", directly onto the installed door frame.</p>	<p>034973CCW2U (with 2 C buttons) 034973CIW2U (with 1 C button + 1 I switch) 034973I IW2U (with 2 I switches)</p>			
<p>Assembly type 4 for surface mounting with using housing</p> 	<p>SLIM-DUALPUSH push button panels type 4 "CLICK & GO" technology for mounting placed on surface using housing.</p> <p>With extra-strong protective housing, made in anodized silver finish aluminium (35 x 25 x 215 mm).</p> <p>Self-adhesive cover in polycarbonate, provided separately and designed to be used as final cover to hide the 4 fixing screws of the housing on the door frame.</p> <p>Useful when you wish to avoid recess-mounting or cuts on the door frame.</p>	<p>034974CCW2U (with 2 C buttons) 034974CIW2U (with 1 C button + 1 I switch) 034974I IW2U (with 2 I switches)</p>			
<p>Assembly type 5 for recessed wall-mounting with flange and wall-mounting receptacle</p> 	<p>SLIM-DUALPUSH push button panels type 5 "CLICK & GO" technology with individual dual controls for recessed assembly using flange and wall box.</p> <p>Supplied with front flange in anodized aluminium with "silver" finish - 250 x 50mm, thickness 4 mm, to be fixed to the housing by placing on wall surface.</p> <p>Self-adhesive cover in polycarbonate pre-assembled and fixed into the flange niche. Also fitted with wall box with "wings" for rapid anchoring (65 x 30 x 230 mm), in plastic taken from single block to be assembled "in a niche" in the wall to house the body of the push button panel.</p> <p>Wall niche and cable channel to be prepared beforehand.</p>	<p>034975CCW2U (with 2 C buttons) 034975CIW2U (with 1 C button + 1 I switch) 034975I IW2U (with 2 I switches)</p>			

Special configurations available at extra charge: Cover with your logo and/or customized.

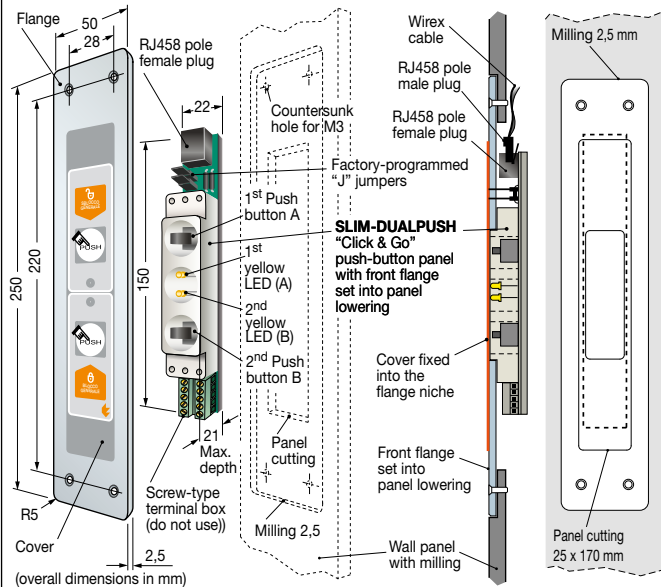
For sizes, measurements and details of chasing, application examples and connection diagrams, see page 22.

SLIM-DUALPUSH PUSH-BUTTON PANELS - sizes, application examples and connection diagram

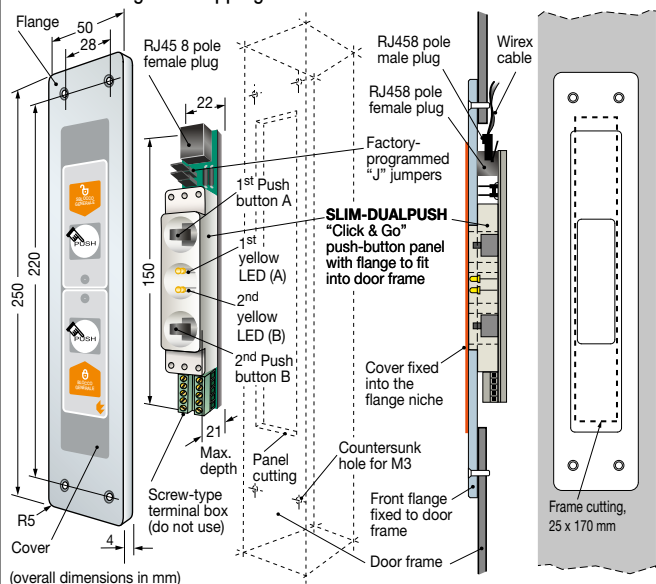
Assembly type 1 fully aligned concealed for recess-mounting on the same plane of the door frame panel without a flange



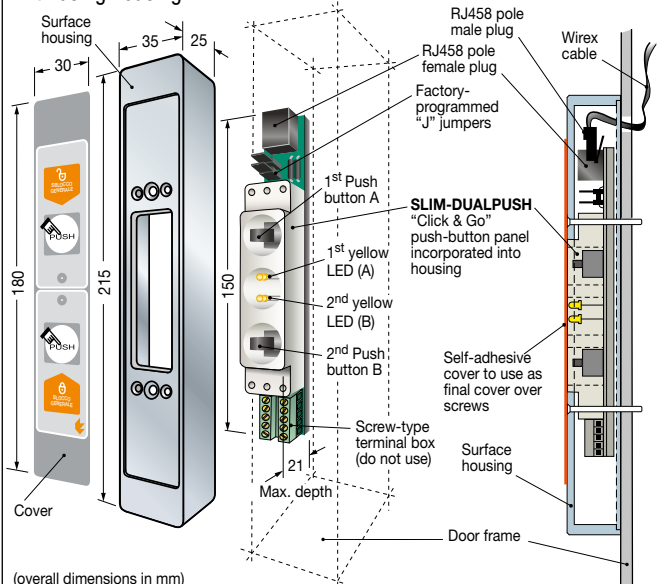
Assembly type 2 fully aligned at milling for recess-mounting with front flange on the same plane of the panel surface



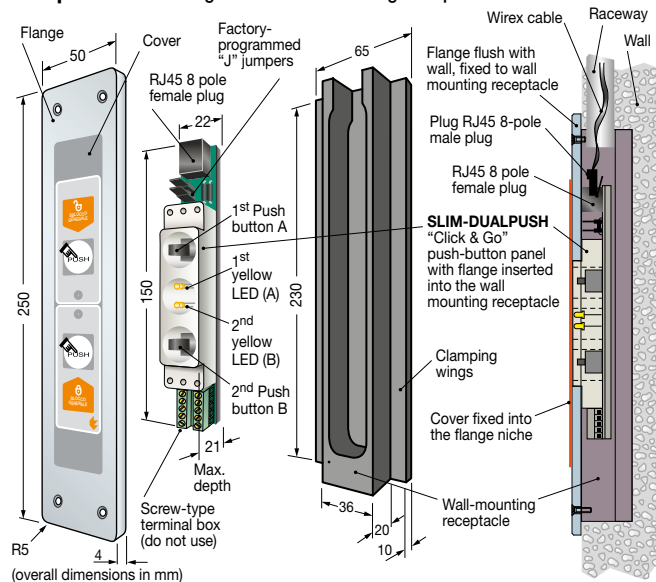
Assembly type 3 for conventional flush mounting with front flange overlapping door frame



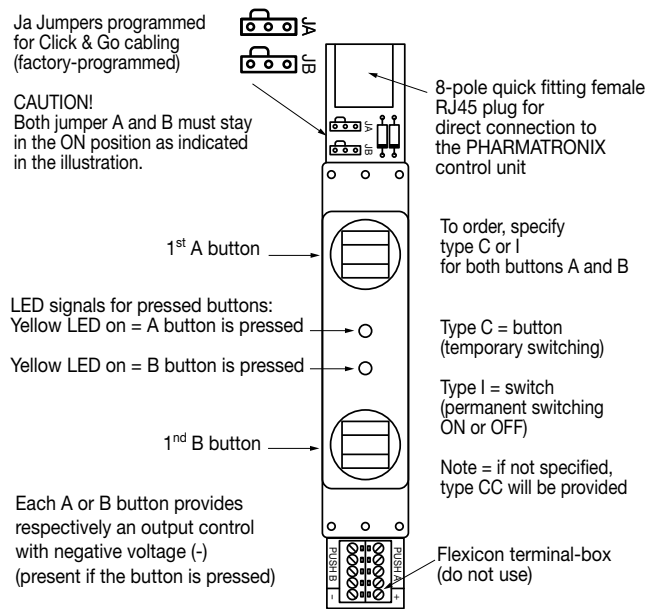
Assembly type 4 for surface mounting with using housing



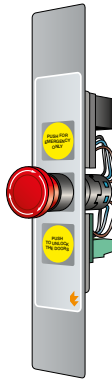

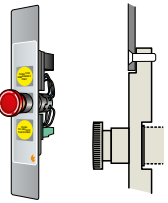
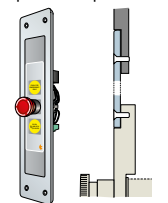
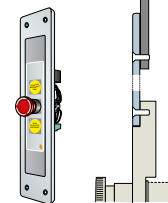
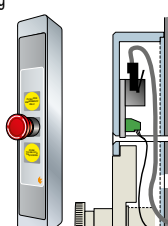
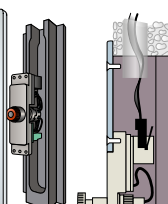


Assembly type 5 for recessed mounting in wall-mounting receptacle with flange and wall-mounting receptacle



CONNECTION DIAGRAM valid for all 5 types



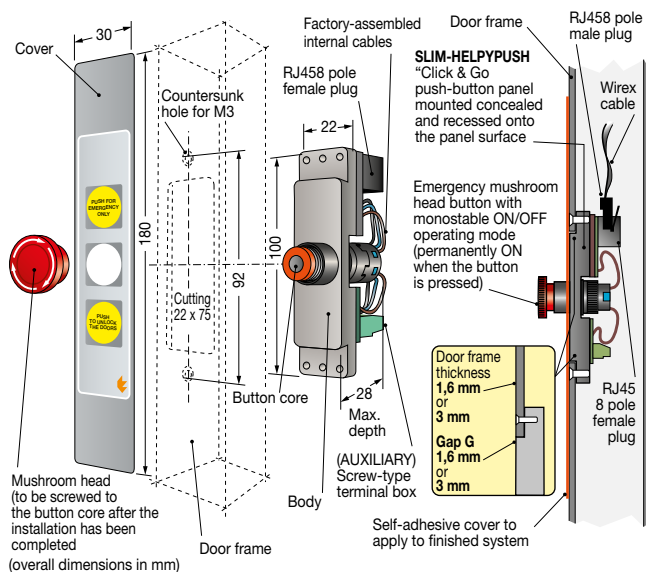
SLIM-HELPPUSH PROFESSIONAL PUSH-BUTTON PANELS Wirex fast connecting cables, with emergency mushroom head button		Export Product-list January 2018  TECNODIMENSIONE®  Click & Go ZEROTIME®	
	- Fitted with a red mushroom head button for manual emergency operations (for example to open part and/or all the doors, stop the operating cycle, send a fire alarm, etc.). Monostable ON/OFF mushroom head button (when pressed, it remains permanently ON). The button can be reset (OFF) with a specific voluntary action by turning the red head of the button clockwise. - 2 independent SPDT dry output contacts (potential free), 1 A/12-24 VDC rated.	The 1 st contact is used for emergency purposes to open the door with 8-pole RJ45 plug in "CLIK & GO" wiring technology for direct connection of the PHARMATRONIX control unit. The 2 nd contact with screw-type terminal box, can be used for additional local and/or remote optical/acoustic signals (alarms, special controls, etc.). - 1 adhesive cover in polycarbonate, 180 x 30 mm, R2,5, thickness 0.3 mm with 7-colour international symbols; with 2 windows for the personalised indication of commands.	
		ordering information 	Q.ty
Models for 12 Vdc/70mA power supply and/or 24Vdc		MODELS	N°
Assembly type 1 fully aligned concealed for recess-mounting without flange on the same plane of the door frame panel * 	SLIM-HELPPUSH push button panel type 1 "CLICK & GO" technology with "mushroom" pressure button with fully aligned concealed for recess-mounting on the same plane of the door frame panel without flange. Concealed flush mounting in door frame (only red head of mushroom sticks out). Ideal to achieve a surface that is easy to clean. Supplied with front panel and gap G for sections with a thickness of 1.6 mm. Complete with self-adhesive cover designed to be applied after the final installation of the system. * In this case it is advisable to prepare the recess during the door frame machining.	034971E0W2U	
	Same with front panel and gap G for sections with a thickness of 3 mm.	034971E0W2U3	
Assembly type 2 fully aligned at milling for recess-mounting with front flange on the same plane of the panel surface ♦ 	SLIM-HELPPUSH push-button panel type 2 "CLICK & GO" technology with "mushroom" pressure button for aligned recessed flush fitting in bottom of panel using front flange (only red head of mushroom sticks out) (e.g. To mount on wall panel next to the door frame on the post where no chasing can be carried out). Supplied with front flange in anodised aluminium with "silver" finish, 250 x 50 mm, thickness 2.5 mm for recess-mounting on the same plane of the panel surface for aligned recessed flush fitting in bottom of plane using front flange. Cover pre-assembled and fixed into the flange niche. ♦ In this case, it is advisable to prepare sunk milling during the panel machining phase.	034972E0W2U	
Assembly type 3 for conventional flush mounting with front flange overlapping door frame 	SLIM-HELPPUSH push-button panel type 3 "CLICK & GO" technology with "mushroom" pressure button for traditional recessed fitting using flange. Supplied with front flange in anodized aluminium with "silver" finish - 250 x 50mm, thickness 4 mm for flush mounting. Cover pre-assembled and fixed into the flange niche. Mounting can be carried out "on site", directly onto the installed door frame.	034973E0W2U	
Assembly type 4 for surface mounting with using housing 	SLIM-HELPPUSH push-button panel type 4 "CLICK & GO" technology for mounting placed on surface using housing. With extra-strong protective housing, made in anodized silver finish aluminium (35 x 25 x 215 mm). Self-adhesive cover in polycarbonate, provided separately and designed to be used as final cover to hide the 4 fixing screws of the housing on the door frame. Useful when you wish to avoid recess-mounting or cuts on the door frame.	034974E0W2U	
Assembly type 5 for recessed wall-mounting with flange and wall-mounting receptacle 	SLIM-HELPPUSH push-button panel type 5 "CLICK & GO" technology with "mushroom" pressure button for recessed assembly using flange and wall box. Supplied with front flange in anodized aluminium with "silver" finish - 250x50 mm, thickness 4 mm, to be fixed to the housing by placing on wall surface. Self-adhesive cover in polycarbonate pre-assembled and fixed into the flange niche. Also fitted with wall box with "wings" for rapid anchoring (65 x 30 x 230 mm), in plastic taken from single block to be assembled "in a niche" in the wall to house the body of the push button panel. Wall niche and cable channel to be prepared beforehand.	034975E0W2U	

Special configurations available at extra charge: Cover with your logo and/or customized.

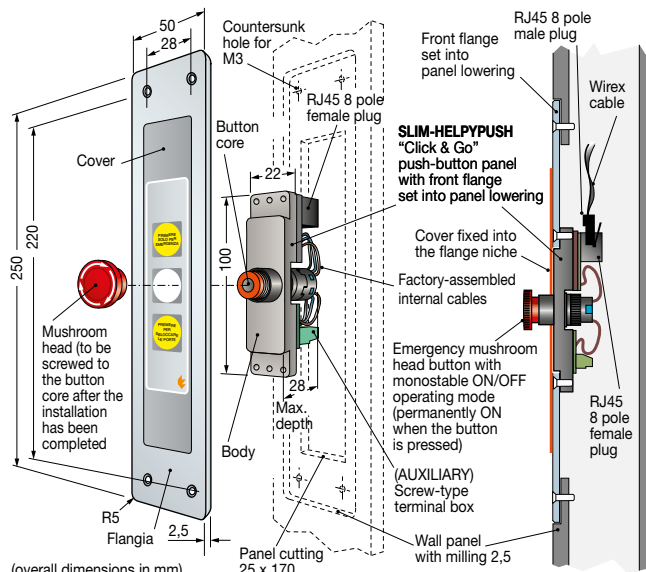
For sizes, measurements and details of chasing, application examples and connection diagrams, see page 24.

SLIM-HELPPUSH PUSH-BUTTON PANELS - sizes, application examples and connection diagram

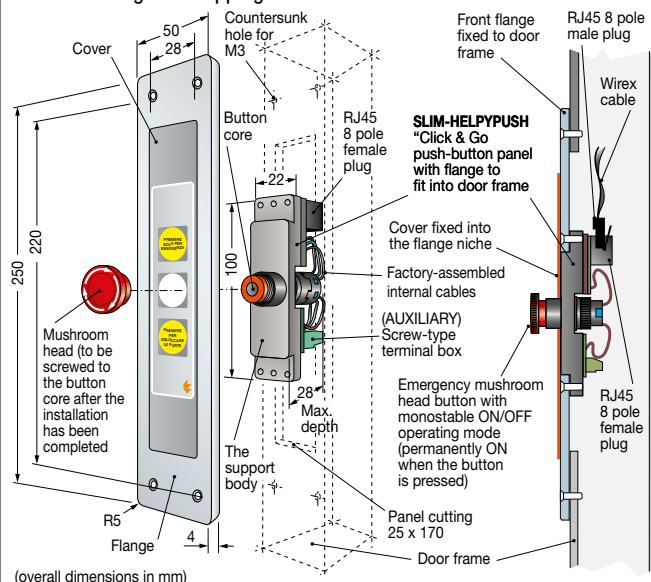
Assembly type 1 fully aligned concealed for recess-mounting on the same plane of the door frame panel without a flange



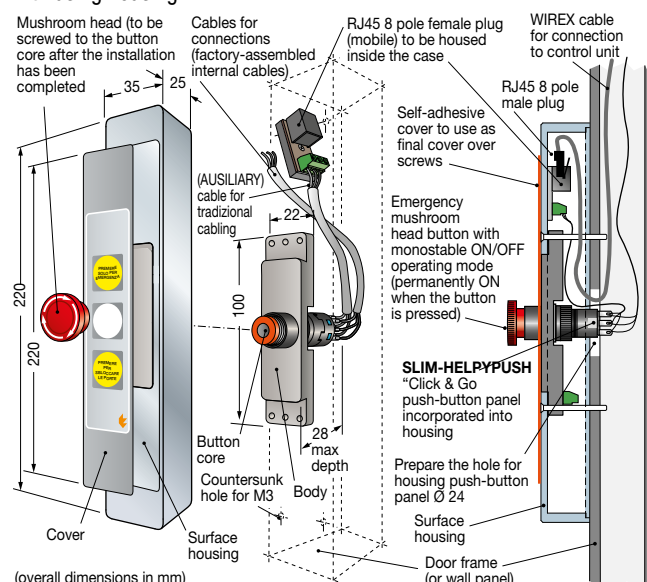
Assembly type 2 fully aligned at milling for recess-mounting with front flange on the same plane of the panel surface



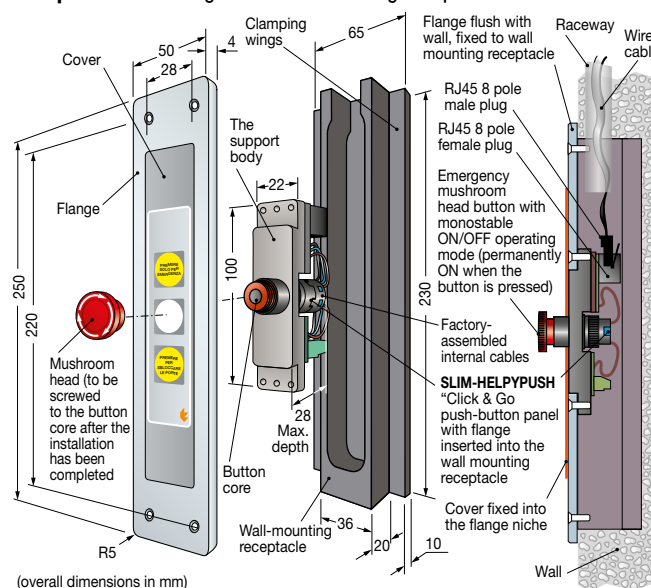
Assembly type 3 for conventional flush mounting with front flange overlapping door frame



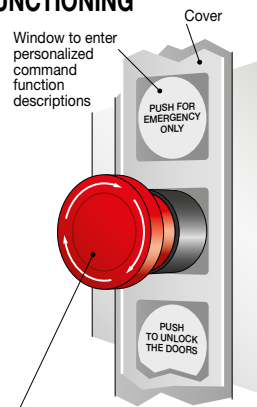
Assembly type 4 for surface mounting with using housing



Assembly type 5 for recessed mounting in wall-mounting receptacle with flange and wall-mounting receptacle



MUSHROOM BUTTON FUNCTIONING

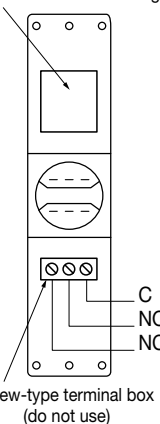


“Mushroom” button
with emergency pressure function. With ON/OFF function (when pressed, the “mushroom” remains armed in a permanent ON position). To reset the button, turn the red “mushroom” head clockwise in the direction shown by the white arrow. The “mushroom” head must be in raised position if the button has been reset from ON to OFF.

CONNECTION DIAGRAM
valid for all 5 types

WIRING DIAGRAM

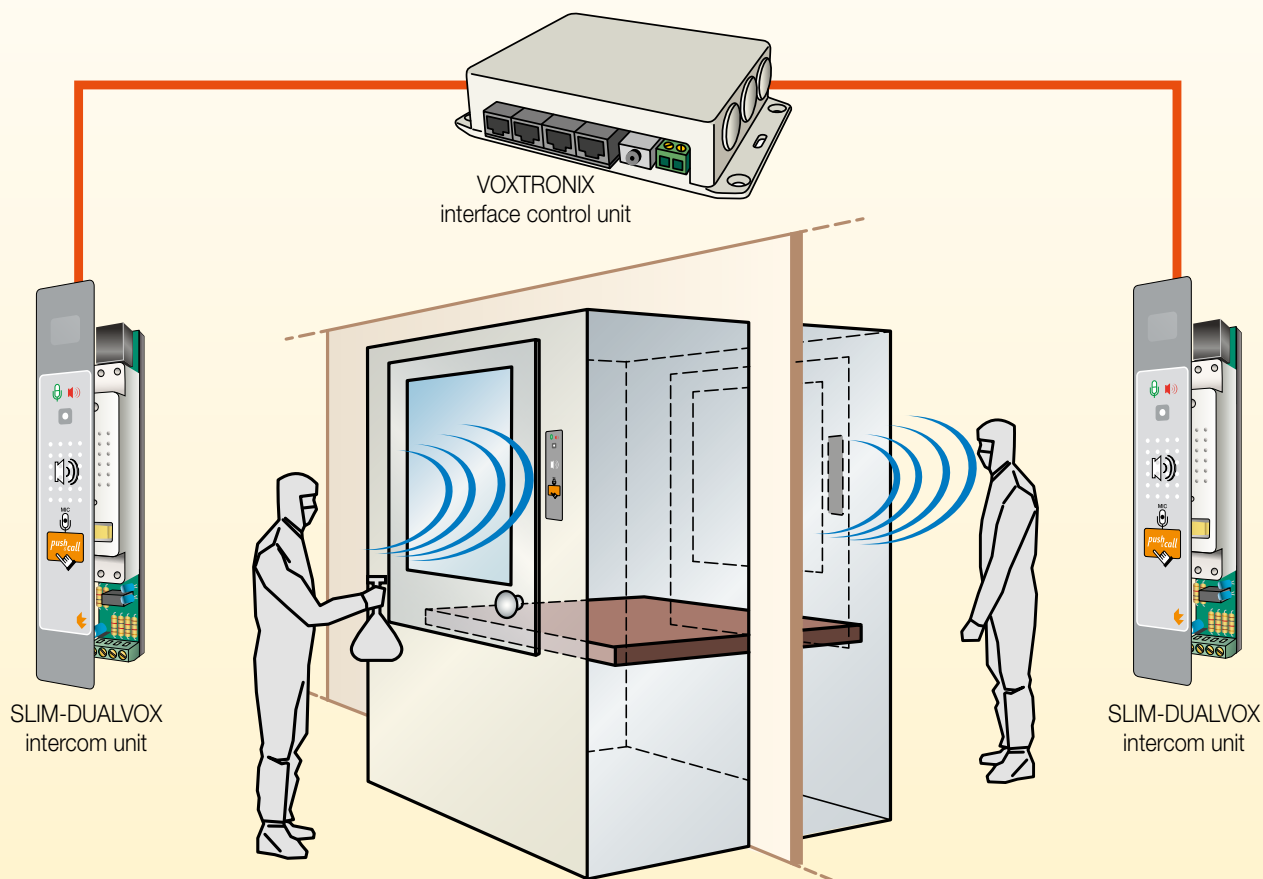
8-pole RJ45 plug for connection
with Click & Go technology



Note: These are dry contacts (potential free types) 0.5A/12VDC rated.
The contact status is indicated by a non-pressed red mushroom head button.

VOXTRONIX

Two-way intercom system for passbox and clean rooms



Cabling systems for immediate installation

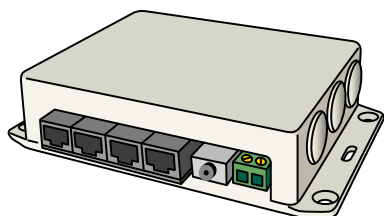
with technology

**Click &
GO**
ZEROTIME®

with structured and pre-cabled WIREX cables,
fitted with 8-pole RJ45 quick connection plug



TECNODIMENSIONE
security with style



Microprocessor based **VOXTRONIX** PROFESSIONAL TECNODIMENSIONE INTERCOM CONTROL MODULE

An interface that controls the alternating intercom communications system using "push&call" button. It houses the amplification and volume adjustment circuits; it controls two A and B channels which must be connected to two SLIM-DUALVOX intercoms respectively.

One unit...
for **3** different needs

1st Immediate installation ZEROTIME = **Click&Go ZEROTIME**

2nd It can be instantly programmed thanks to the Jumpers = **MULTISELECT**

3rd It has a modular configuration that can be expanded in "cascade" for intercom points or multiple of 2...4...8...12 intercom points without limitations = **EXPANDER**

PERFECT FOR INTERCOM COMMUNICATIONS
OF PASSBOX AND CLEAN ROOMS.

1st **Click&Go**

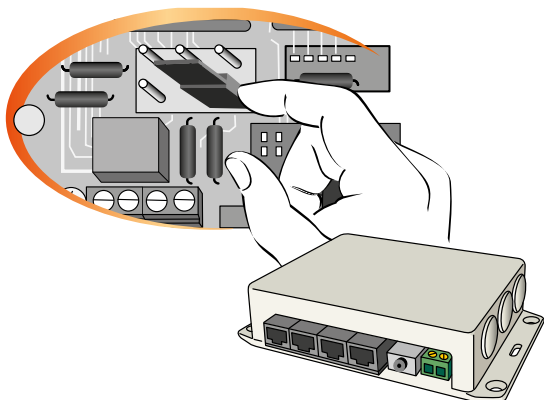


Insert the plug connector...
snap it in place...
that's all you need
for a perfectly working
system...

Click&Go!

2nd

MULTISELECT



Microprocessor-based **VOXTRONIX** interface with two channels, to manage 2 SLIM-DUALVOX intercom units. Tecnodimensione systems can be immediately adapted to all plants, depending on their configuration, both during commissioning and after start-up. As it does not require changes to the module or the installation of new connection lines, it is the ideal solution to meet current and future customers' needs. It is in fact sufficient to use the Jumpers integrated in the module to immediately select the required program. VOXTRONIX can be programmed in several modes because ...

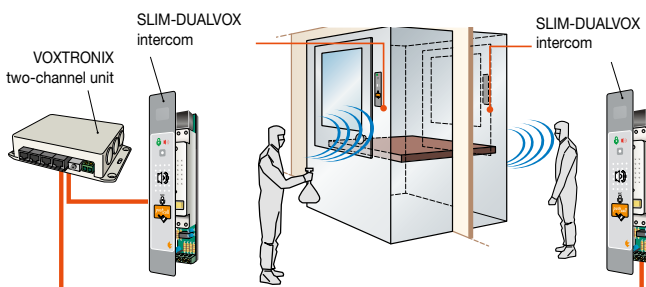
...it's **MULTISELECT!**

3rd **EXPANDER**

VOXTRONIX base configuration

is made up of 1 two-channel "VOXTRONIX" control interface connected to two "SLIM-DUALVOX" intercoms to create the ideal application for Passbox structures or two isolated rooms.

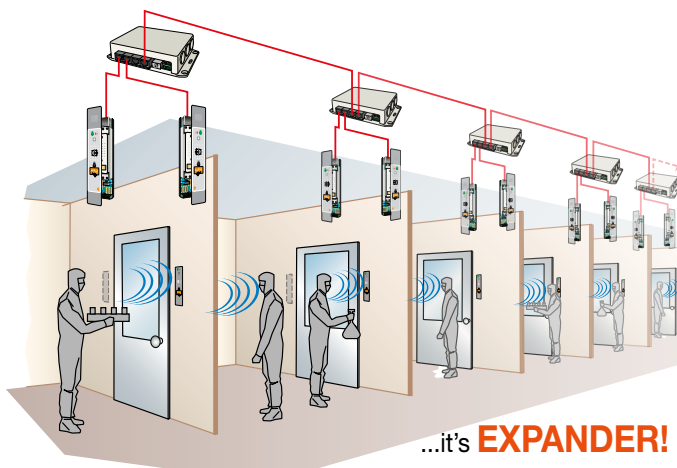
VOXTRONIX in basic configuration



VOXTRONIX is designed to allow the configuration in "cascade" of multiple communication systems of 2... 4... 8... 12 intercom points without limitations.

By connecting a two channels VOXTRONIX module to the subsequent ones, it is possible to flexibly set-up a multiple intercom system; in this way the communication of any one single point of the system should be listen, contemporarily to all other points and consequently the replays too...

VOXTRONIX in multiple configuration



...it's **EXPANDER!**

<p>Two-channel VOXTRONIX (expandable)</p> <p>145 34 102</p> <p>4 RJ45 - 8 pole female plugs</p> <p>Collegamento istantaneo... Click & GO</p> <p>Screw board for 12 VDC power connection</p> <p>Jack plug-in for additional functions (voice synthesizer, mic, etc.)</p> <p>For connections with channel A</p> <p>For connections with channel B</p> <p>For interlink connection with VOXTRONIX or power from control unit PHARMATRONIX</p>	<p>INTERCOM CONTROL MODULE VOXTRONIX with RJ45-8 pole quick plug for easy installation and quick wiring</p> <p>An interface that controls the alternating intercom communications system using "push&call" button. It houses the amplification and volume adjustment circuits; it controls two A and B channels which must be connected to two SLIM-DUALVOX intercoms respectively.</p> <p>"Multiselect", multi-programmable version. Furthermore, the "Expander" version, which can be expanded connecting 2 or more VOXTRONIX modules in cascade to immediately create multiple intercom systems for 2, 4, 6, 8 and more rooms. Ideal for clean rooms.</p> <p>2-channel models (12V DC power)</p> <p>Two-channel VOXTRONIX intercom module with microprocessor to control 2 SLIM-DUALVOX (see page 28) intercom used by 2 people in two different rooms in tandem, in the base configuration. With "Multiselect" multi-programmable logic. "Expander" type can be expanded in "Multi-voxtronix" configuration for multiple rooms with several people in different points for alternated communications in a single phone conference (see selectable programs and configuration example below). "CLICK & GO" technology with RJ45 8-pole female quick plugs. Compact shock-proof plastic case (dimensions 145 x 102 x 34 mm). With 2 screw terminals for 12 VDC connection to a separate power supply (or directly to the PHARMATRONIX unit).</p>	<p>Export Product-list January 2018</p> <p>TECNODIMENSIONE®</p> <table border="1"> <thead> <tr> <th>Ordering information</th><th></th><th>Q.ty</th></tr> <tr> <th>MODELS</th><th></th><th>N°</th></tr> </thead> <tbody> <tr> <td>034968H2W2U*</td><td></td><td></td></tr> </tbody> </table> <p>* Module only. Other components are needed for operation, see page 29 and page 30.</p>	Ordering information		Q.ty	MODELS		N°	034968H2W2U*		
Ordering information		Q.ty									
MODELS		N°									
034968H2W2U*											

SELECTABLE PROGRAMS (with jumpers): Sound options: on/off warning beep.
Function options: "courtesy" function = automatic communication opening up to 6 seconds or "standard" function = open communication for as long as "push&call" button is held down.

IMPLEMENTATIONS: Increase sound power by additional external speaker to be connected to the SLIM-DUALVOX unit (see specific documentation). Centralised female mic jack (i.e.: star) for general and simultaneous communications to all intercoms in the various separate rooms (or alternating) for connections with additional "voice synthesizers" to automatically send pre-recorded messages and warnings (on request).

CONFIGURATION EXAMPLES

Fig. 1 - BASE configuration for two intercom points

The Tecnodimensione base configuration intercom system is made up of 1 two-channel "VOXTRONIX" control interface connected to two "SLIM-DUALVOX" intercoms to create the ideal application for Passbox structures or two isolated rooms. In fact, two operators in two different rooms can easily communicate reciprocal warnings and voice confirmations with this connection (alternating communications by pressing the "push&call" button).

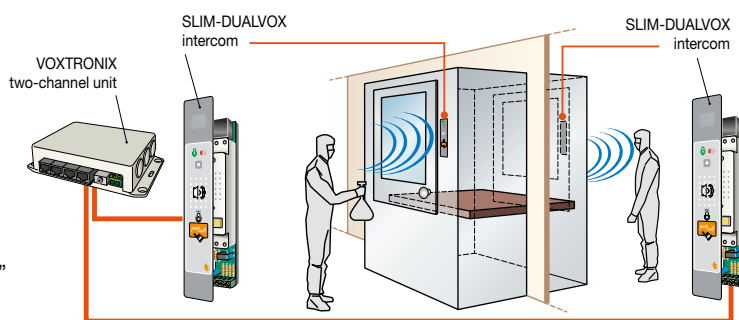


Fig. 1 - Voxtronix BASE configuration

Fig. 2 - "MULTI-VOXTRONIX" configuration for 4, 6, 8 or more intercom points

The Tecnodimensione "VOXTRONIX" system is already set to become a "multiple" intercom system for more than two channels, even 4, 6, 8 or more. Essentially, the "Multi-voxtronix" multiple system is easy to create by interconnecting identical "sister" VOXTRONIX unites to the first two-channel "base" VOXTRONIX interface in cascade via interlink. With this configuration, "Multi-voxtronix" allows several people in remote points to list or communicate in alternation in a single phone conference with fast service communications. In this way the communication of any one single point of the system should be listen, contemporarily to all other points and consequently the replays too.

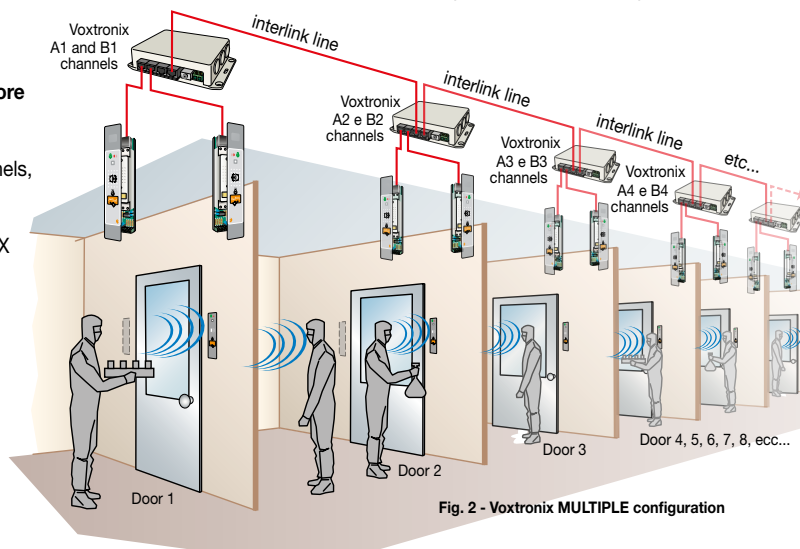



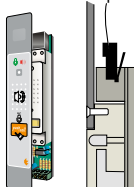
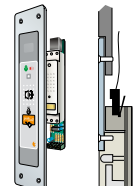
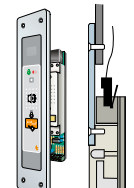
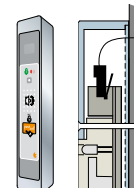
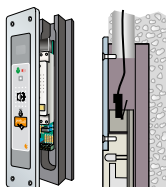


Fig. 2 - Voxtronix MULTIPLE configuration

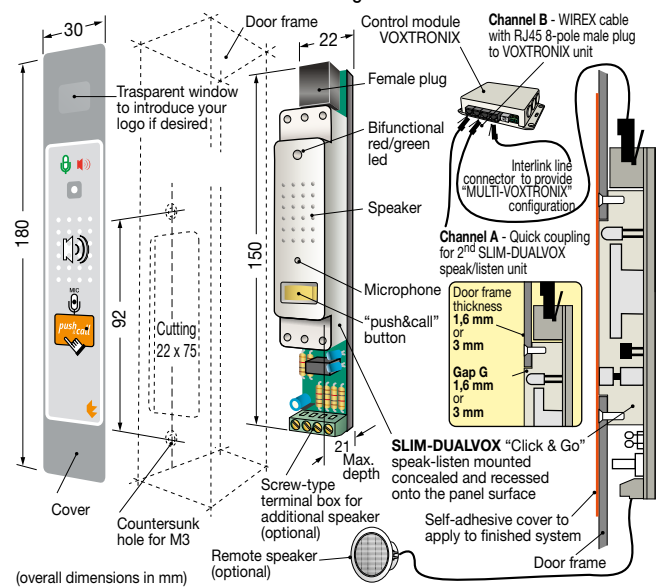
<div></div>		<div>SLIM-DUALVOX INTERCOM UNIT</div> <div>"Push&call" technology for VOXTRONIX intercom system</div>		<div>Export Product-list</div> <div>January 2018</div> <div></div> <div>TECNODIMENSIONE®</div>	
<div>SLIM-DUALVOX speak-listen with:</div> <div><div><div>- with 1 RJ45-8 pole female quick fit plug for necessary connections with VOXTRONIX module (see page 27).</div><div>- 1 bifunctional red/green led to indicate listening/communication status.</div><div>- 1 "push&call" button to activate the communication.</div><div>- 1 miniature speaker + microphone that work in alternation using the "push&call" button.</div></div><div><div>- Screw terminal board for remote connection to additional power speaker (for noisy rooms).</div><div>- 12 Vdc power supply.</div><div>- 1 anti-acid adhesive cover in polycarbonate, 180 x 30 mm, R2,5 thickness 0.3 mm with 7 colour international symbols; with 1 windows for the personalised indication of commands.</div></div></div>				<div>ordering information</div> <div></div> <div>Q.ty</div>	
<div>Models for 12 Vdc/70mA power supply</div>				<div>MODELS</div> <div>N°</div>	
<div>Assembly type 1</div> <div>fully aligned concealed for recess-mounting without flange on the same plane of the door frame panel *</div> <div></div>		<div>SLIM-DUALVOX speak-listen unit type 1 "Click & Go" technology with fully aligned concealed for recess-mounting on the same plane of the door frame panel without flange. Ideal to achieve a surface (without roughness) that is easy to clean. Supplied with front panel and gap G for sections with a thickness of 1.6 mm. Complete with self-adhesive cover designed to be applied after the final installation of the system.</div> <div>* In this case it is advisable to prepare the recess during the door frame machining.</div>		<div>034961CW2U*</div> <div>* Module only. Other components are needed for operation, see page 29 and page 30.</div>	
		<div>Same with front panel and gap G for sections with a thickness of 3 mm.</div>		<div>034961CW2U3*</div>	
<div>Assembly type 2</div> <div>fully aligned at milling for recess-mounting with front flange on the same plane of the panel surface ♦</div> <div></div>		<div>SLIM-DUALVOX speak-listen unit type 2 "Click & Go" technology for aligned recessed flush fitting in bottom of panel using front flange (e.g. To mount on wall panel next to the door frame on the post where no chasing can be carried out).</div> <div>Supplied with front flange in anodized aluminium with "silver" finish - 250 x 50 mm, thickness 2.5 mm for recess-mounting on the same plane of the panel surface for aligned recessed flush fitting in bottom of plane using front flange. Cover pre-assembled and fixed into the flange niche.</div> <div>♦ In this case, it is advisable to prepare sunk milling during the panel machining phase.</div>		<div>034962CW2U*</div> <div>* Module only. Other components are needed for operation, see page 29 and page 30..</div>	
<div>Assembly type 3</div> <div>for conventional flush mounting with front flange overlapping door frame</div> <div></div>		<div>SLIM-DUALVOX speak-listen unit type 3 "Click & Go" technology for traditional recessed fitting using flange. Supplied with front flange in anodized aluminium with "silver" finish - 250 x 50mm, thickness 4 mm for flush mounting. Cover pre-assembled and fixed into the flange niche.</div> <div>Mounting can be carried out "on site", directly onto the installed door frame.</div>		<div>034963CW2U*</div> <div>* Module only. Other components are needed for operation, see page 29 and page 30.</div>	
<div>Assembly type 4</div> <div>for surface mounting with using housing</div> <div></div>		<div>SLIM-DUALVOX speak-listen unit type 4 "Click & Go" technology for mounting placed on surface using housing. With extra-strong protective housing, made in anodized silver finish aluminium (35 x 25 x 215 mm). Self-adhesive cover in polycarbonate, provided separately and designed to be used as final cover to hide the 4 fixing screws of the housing on the door frame.</div> <div>Useful when you wish to avoid recess-mounting or cuts on the door frame.</div>		<div>034964CW2U*</div> <div>* Module only. Other components are needed for operation, see page 29 and page 30.</div>	
<div>Assembly type 5</div> <div>for recessed wall-mounting with flange and wall-mounting receptacle</div> <div></div>		<div>SLIM-DUALVOX speak-listen unit type 5 "Click & Go" technology for recessed assembly using flange and wall box. Supplied with front flange in anodized aluminium with "silver" finish - 250 x 50 mm, thickness 4 mm, to be fixed to the housing by placing on wall surface. Self-adhesive cover in polycarbonate pre-assembled and fixed into the flange niche. Also fitted with wall box with "wings" for rapid anchoring (65 x 30 x 230 mm), in plastic taken from single block to be assembled "in a niche" in the wall to house the body of the speak-listen unit.</div> <div>Wall niche and cable channel to be prepared beforehand.</div>		<div>034963CW2U*</div> <div>* Module only. Other components are needed for operation, see page 29 and page 30.</div>	
<div>Noise-proof power SPEAKER (Ø 150 mm) for noisy environments to connect to the screw-on terminal of the SLIM-DUALVOX listen-speak unit.</div>				<div>034969MST4</div> <div>(opzionale)</div>	

Special configurations available at extra charge: Cover with your logo and/or customized.

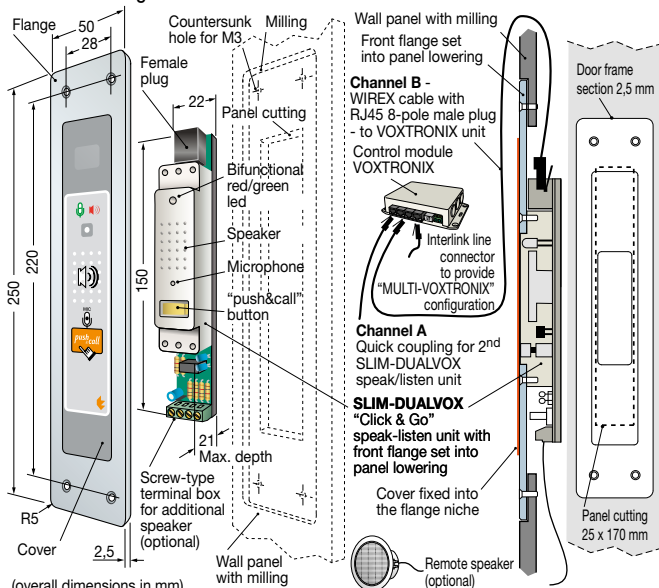
For sizes, measurements and details of chasing, application examples and connection diagrams, see page 29.

SLIM-DUALVOX INTERCOM UNIT - sizes, application examples and connection diagram

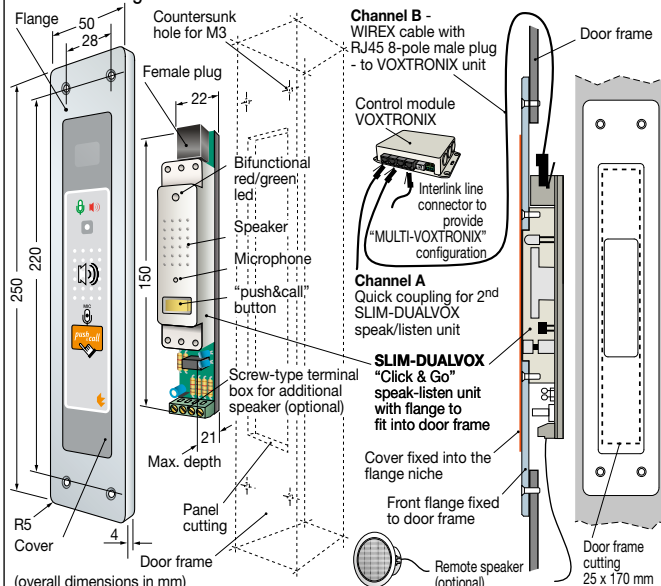
Assembly type 1 total alignment, lock recessed into surface without flange



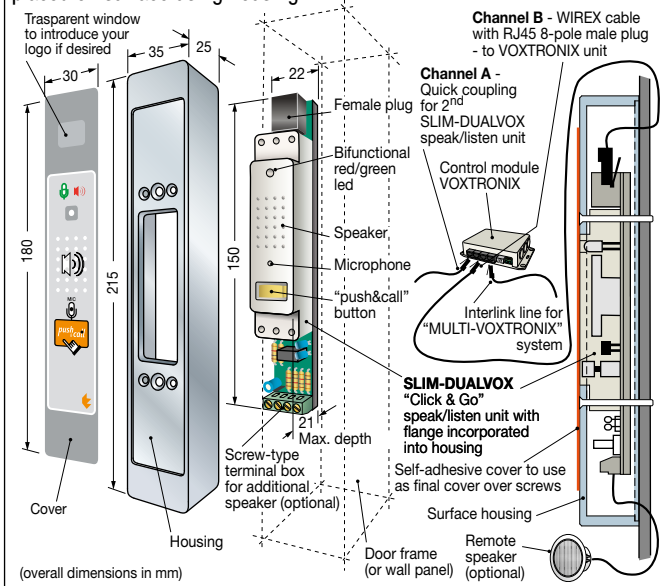
Assembly type 2 alignment at bottom with front flange "flush with surface" at bottom



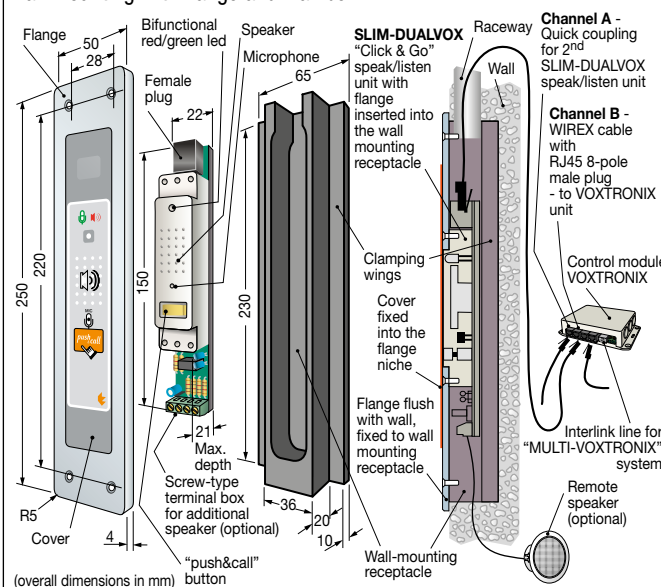
Assembly type 3 traditional fitting with front flange over the lock



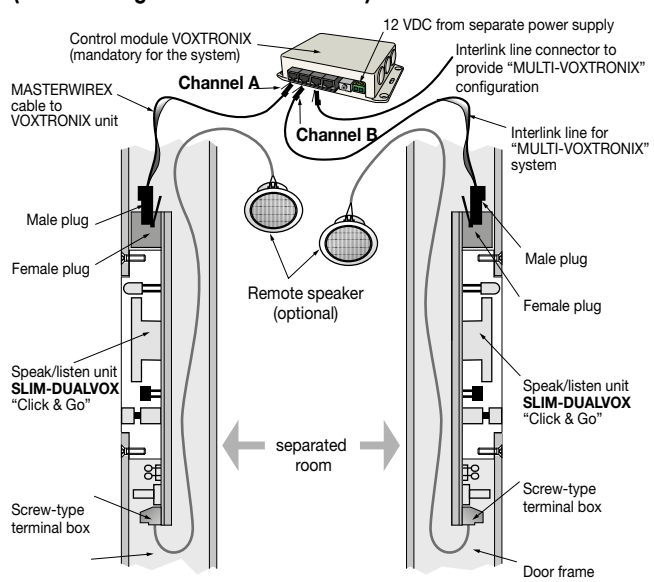
Assembly type 4 for mounting placed on surface using housing




Assembly type 5 for recessed wall mounting with flange and wall box



WIREX FAST CONNECTING CABLES (basic configuration for 2 stations)

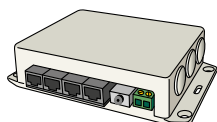
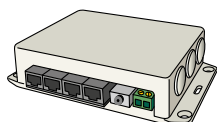
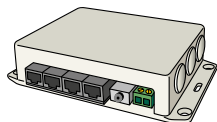
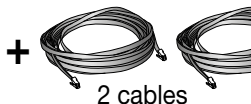
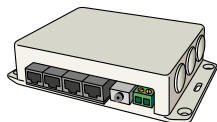
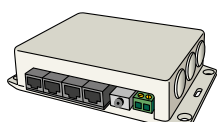
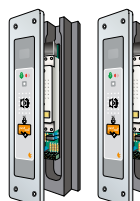


VOXTRONIX**Basic configuration of the speak-listen intercom system for passbox and clean rooms, with immediate connection**with technology  **Click&Go**
ZEROTIME®

with structured and pre-cabled WIREX cables, fitted with 8 pole RJ45 quick connection plug

Export Product-list
January 2018**TECNODIMENSIONE®**ordering
information 

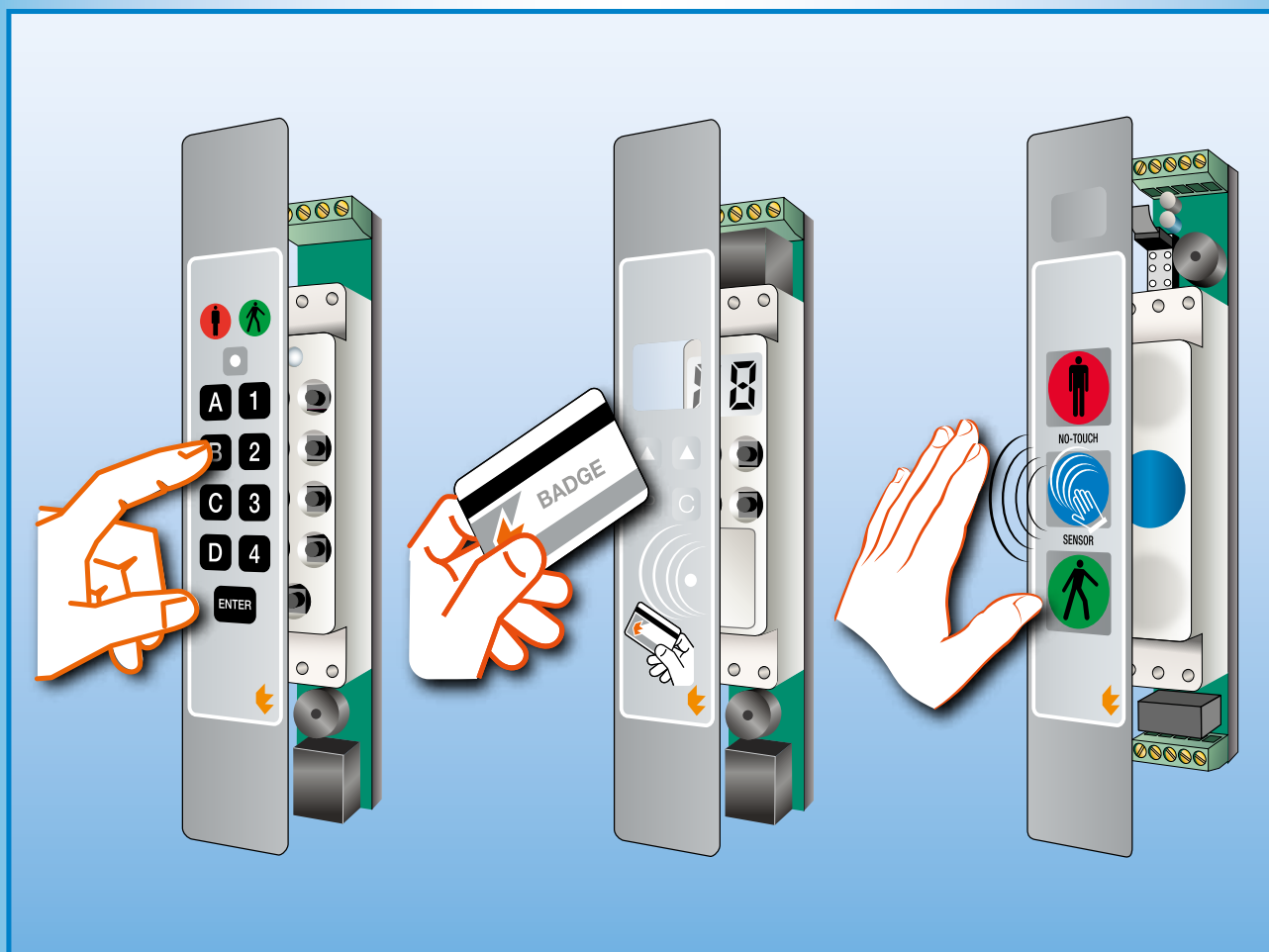
Q.ty

MODELS**N°****Basic kit configuration for two type-1 speak-listen stations for assembly in BASIC configuration (see fig. 1 page 27)**1 module
Voxtronix2 cables
MASTERWIREX
standard length 10 mt.
(other lengths on request)2 listen-talk units
SLIM-DUALVOX type 1VOXTRONIX
MASTERWIREX
MASTERWIREX
SLIM-DUALVOX
SLIM-DUALVOX
**COMPLETE
BASIC KIT
type 1**034968H2W2U
034928WD
034928WD
034961CW2U
034961CW2U
(NB: unit with gap
G 1,6 mm, for gap
G 3 mm see
page 28)**Basic kit configuration for two type-2 speak-listen stations for assembly in BASIC configuration (see fig. 1 page 27)**1 module
Voxtronix2 cables
MASTERWIREX
standard length 10 mt.
(other lengths on request)2 listen-talk units
SLIM-DUALVOX type 2VOXTRONIX
MASTERWIREX
MASTERWIREX
SLIM-DUALVOX
SLIM-DUALVOX
**COMPLETE
BASIC KIT
type 2**034968H2W2U
034928WD
034928WD
034962CW2U
034962CW2U**Basic kit configuration for two type-3 speak-listen stations for assembly in BASIC configuration (see fig. 1 page 27)**1 module
Voxtronix2 cables
MASTERWIREX
standard length 10 mt.
(other lengths on request)2 listen-talk units
SLIM-DUALVOX type 3VOXTRONIX
MASTERWIREX
MASTERWIREX
SLIM-DUALVOX
SLIM-DUALVOX
**COMPLETE
BASIC KIT
type 3**034968H2W2U
034928WD
034928WD
034963CW2U
034963CW2U**Basic kit configuration for two type-4 speak-listen stations for assembly in BASIC configuration (see fig. 1 page 27)**1 module
Voxtronix2 cables
MASTERWIREX
standard length 10 mt.
(other lengths on request)2 listen-talk units
SLIM-DUALVOX type 4VOXTRONIX
MASTERWIREX
MASTERWIREX
SLIM-DUALVOX
SLIM-DUALVOX
**COMPLETE
BASIC KIT
type 4**034968H2W2U
034928WD
034928WD
034964CW2U
034964CW2U**Basic kit configuration for two type-5 speak-listen stations for assembly in BASIC configuration (see fig. 1 page 27)**1 module
Voxtronix2 cables
MASTERWIREX
standard length 10 mt.
(other lengths on request)2 listen-talk units
SLIM-DUALVOX type 5VOXTRONIX
MASTERWIREX
MASTERWIREX
SLIM-DUALVOX
SLIM-DUALVOX
**COMPLETE
BASIC KIT
type 5**034968H2W2U
034928WD
034928WD
034965CW2U
034965CW2U

The MULTIVOXTRONIX configuration with 4, 6, 8 or more speak-listen stations (see fig. 2, page 27) is the sum of the aforesaid BASIC KITS (with 2 stations).



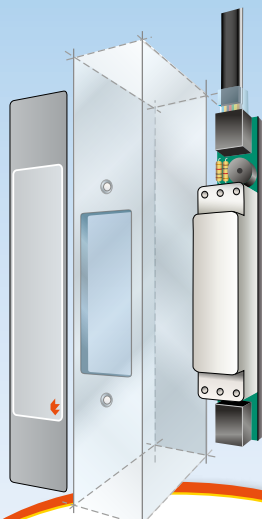
ACCESS CONTROL SYSTEMS



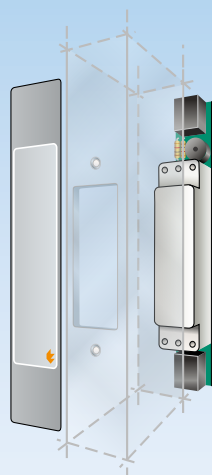
Ultra-slim and super-compact devices



ACCESS CONTROL SYSTEM



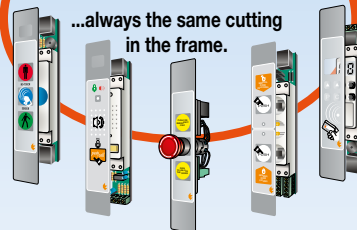
Unified cutting into door frame
(22 x 75 mm)
made in advance during
the frame processing phase...
all **"Slim&Clean"** devices
can be housed in the field.



stop/go displays, intercom units,
push-button panels,
alphanumeric keypads,
proximity badge readers...

A complete
"Slim&Clean"
devices family.
same dimension for all model...

...always the same cutting
in the frame.



As exactly dimensioned like all other devices in the
"Slim&Clean" line to be interchangeable and freely housed
in the same frame cuts and settings...

... they are **MODULAR!**



"SLIM&CLEAN"

ALPHANUMERICAL KEYPADS, BADGE READERS and ...

... MANAGEMENT UNITS

Alphanumeric keypad



SLIM-CODEGUARD
for authorized accesses
that require the entry of
an access code.

Proximity badge reader



SLIM-PASSGUARD
for authorized accesses
with badge reader.

Micro control unit



SLIM-HANDTRONIX
this unit is not simply "No-touch
sensorized Stop/Go display"
but actually micro stand-alone
unit designed to fully control
one single door equipped with
electrical lock.



TECNODIMENSIONE
security with style

Ultraslim and supercompact devices in unified convertible format in 5 installation types next to door.

Alphanumeric
keypads
SLIM-CODEGUARD

Proximity
badge readers
SLIM-PASSGUARD

Micro stand-alone
control unit
SLIM-HANDTRONIX

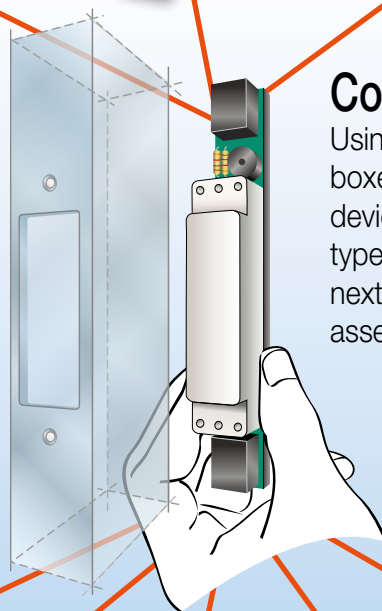


Unified module because....

A full SLIM & MODULAR range of devices with different functions, operations and purposes (code key pad, badge readers, micro stop and go display control panels, and stop and go display panels, entryphones and button panels on same series...) designed and made bearing in mind a single module of one size (Same for all). In fact, all the devices have the same appearance, size and modularity in order to be interchangeable and to be housed in the same unified chasing of the previous lock.

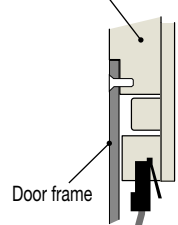
Convertible because...

Using unified flanges, cases and boxes, any unified SLIM & MODULAR device is convertible into 5 different types that can be installed in any way, next to the door, based on the assembly needs found in the field.



Assembly type 1
fully aligned concealed
for recess-mounting without flange on the same plane of the door frame panel

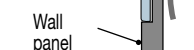
Unified body of modular device recess mounted set flush into surface door frame level



Assembly type 2
fully aligned at milling
or recess-mounting with front flange on the same plane of the panel surface

Unified body of modular device with front flange

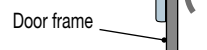
Front flange for recess mounting on the same plane of the panel surface



Assembly type 3
for conventional flush mounting
with front flange overlapping door frame

Unified body of modular device with conventional front flange


Flange overlapping door frame



Assembly type 4
for surface mounting
with using housing

Unified body of modular device included in housing

Surface housing



Assembly type 5
for recessed wall-mounting
with flange and wall-mounting receptacle

Unified body of modular device with front flange and wall mounting receptacle

Flange overlapping the wall and fixed to wall mounting receptacle

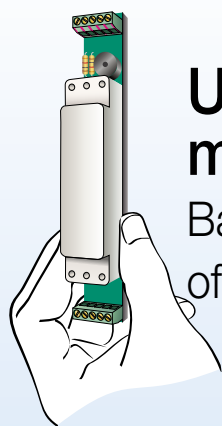


**SLIM &
MODULAR**

Unified convertible module.

Click & GO
ZEROTIME®

Basic reference for construction of each SLIM & MODULAR device.



3 devices with **5** different functions all sized for a single unified module

Alphanumeric
keypads
SLIM-CODEGUARD



for authorised accesses by typing access codes only.

Proximity
badge readers
SLIM-PASSGUARD



for authorised accesses via personal touch badge only.

Stop and Go
micro stand-alone
control unit
SLIM-HANDTRONIX

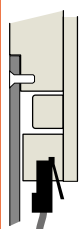


in addition to being a sensorized No-touch stop and go display, it is also a real micro control panel that can autonomously manage a single door with electric lock.

All convertible into **5** different types of installation next to the door.

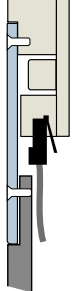
Assembly type

1 fully aligned concealed for recess-mounting without flange on the same plane of the door frame panel



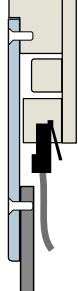
Assembly type

2 fully aligned at milling or recess-mounting with front flange on the same plane of the panel surface



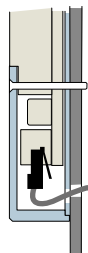
Assembly type

3 for conventional flush mounting with front flange overlapping door frame



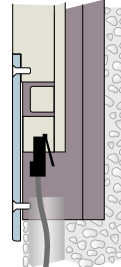
Assembly type







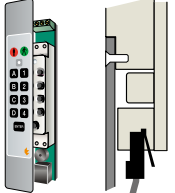
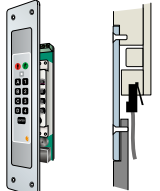
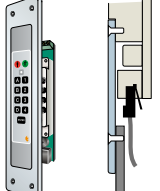
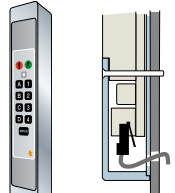
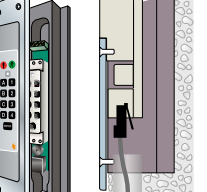
4 for surface mounting with using housing



Assembly type





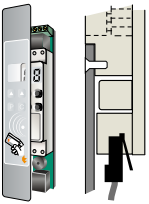
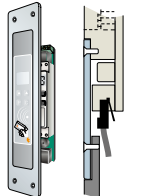
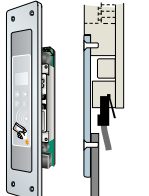
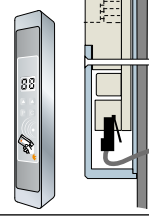
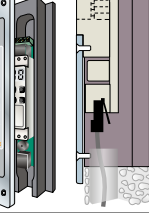
5 for recessed wall-mounting with flange and wall-mounting receptacle



	<h2 style="text-align: center;">SLIM-CODEGUARD</h2> <h3 style="text-align: center;">PROFESSIONAL KEYPADS WITH ACCESS CODES</h3> <p style="text-align: center;">With quick fitting 8 pole RJ45 plug to simplify installation and wiring</p> <p>Programmable and modifiable without limitations directly on site using the keypad (by entering the proprietary programming code, that can also be customised on-site).</p> <p>Length of access code: 2-8 digits (programmable).</p> <ul style="list-style-type: none"> - "CLICK & GO" technology, with 1 RJ45 8-pole quick fitting female plug for connection to PHARMATRONIX control unit. - 8 alphanumeric keys + Enter key for entering the codes. - 2VDC/70 mA power supply. - NO → NC output contact (for code recognition), 12VDC/1A rating for door opening control, timed at app. 5 seconds. - two-color R/G LED + buzzer to confirm the opening of the door. - 1 self-adhesive cover in polycarbonate, 180 x 30 mm R2,5 - thickness 0.3 mm, with international symbols, available in 7 colours, designed to be applied after the final installation of the system. 	<p>Export Product-list January 2018</p> <p style="text-align: center;"> TECNODIMENSIONE®</p> <p style="text-align: center;"> Click & Go® ZEROTIME®</p> <table border="1" style="width: 100%;"> <tr> <td style="width: 30%;">Ordering information </td> <td style="width: 30%;"></td> <td style="width: 40%; text-align: right;">Q.ty</td> </tr> <tr> <td>MODELS</td> <td></td> <td style="text-align: right;">N°</td> </tr> </table>	Ordering information 		Q.ty	MODELS		N°
Ordering information 		Q.ty						
MODELS		N°						
Models for 12Vdc/70mA power supply (on request on order models 24Vdc)								
<p>Assembly type ① fully aligned concealed for recess-mounting without flange on the same plane of the door frame panel *</p> 	<p>SLIM-CODEGUARD access code keypad, Type 1 "CLICK & GO" technology, with fully aligned concealed for recess-mounting on the same plane of the door frame panel without a flange. Ideal to achieve a surface (without roughness) that is easy to clean. Supplied with front panel and gap G for sections with a thickness of 1.6 mm. Complete with self-adhesive cover designed to be applied after the final installation of the system.</p> <p>* In this case it is advisable to prepare the recess during the door frame machining.</p> <p>Same with front panel and gap G for sections with a thickness of 3 mm.</p>	<table border="1" style="width: 100%;"> <tr> <td style="width: 30%;">034991NW2U</td> <td style="width: 30%;"></td> <td style="width: 40%;"></td> </tr> <tr> <td>034991NW2U3</td> <td></td> <td></td> </tr> </table>	034991NW2U			034991NW2U3		
034991NW2U								
034991NW2U3								
<p>Assembly type ② fully aligned at milling for recess-mounting with front flange on the same plane of the panel surface ◆</p> 	<p>SLIM-CODEGUARD access code keypad, Type 2 "CLICK & GO" technology, for aligned recessed flush fitting in bottom of panel using front flange (e.g. To mount on wall panel next to the door frame on the post where no chasing can be carried out).</p> <p>Supplied with front flange in anodized aluminium with "silver" finish - 250 x 50 mm, thickness 2.5 mm for recess-mounting on the same plane of the panel surface for aligned recessed flush fitting in bottom of plane using front flange.</p> <p>Cover pre-assembled and fixed into the flange niche.</p> <p>◆ In this case, it is advisable to prepare sunk milling during the panel machining phase.</p>	<table border="1" style="width: 100%;"> <tr> <td style="width: 30%;">034992NW2U</td> <td style="width: 30%;"></td> <td style="width: 40%;"></td> </tr> </table>	034992NW2U					
034992NW2U								
<p>Assembly type ③ for conventional flush mounting with front flange overlapping door frame</p> 	<p>SLIM-CODEGUARD access code keypad, Type 3 "CLICK & GO" technology, for traditional recessed fitting using flange.</p> <p>Supplied with front flange in anodized aluminium with "silver" finish - 250 x 50mm, thickness 4 mm for flush mounting.</p> <p>Cover pre-assembled and fixed into the flange niche.</p> <p>Mounting can be carried out "on site", directly onto the installed door frame.</p>	<table border="1" style="width: 100%;"> <tr> <td style="width: 30%;">034993NW2U</td> <td style="width: 30%;"></td> <td style="width: 40%;"></td> </tr> </table>	034993NW2U					
034993NW2U								
<p>Assembly type ④ for surface mounting with using housing</p> 	<p>SLIM-CODEGUARD access code keypad, Type 4 "CLICK & GO" technology, for mounting placed on surface using housing.</p> <p>With extra-strong protective housing, made in anodized silver finish aluminium (35 x 25 x 215 mm).</p> <p>Self-adhesive cover in polycarbonate, provided separately and designed to be used as final cover to hide the 4 fixing screws of the housing on the door frame.</p> <p>Useful when you wish to avoid recess-mounting or cuts on the door frame.</p>	<table border="1" style="width: 100%;"> <tr> <td style="width: 30%;">034994NW2U</td> <td style="width: 30%;"></td> <td style="width: 40%;"></td> </tr> </table>	034994NW2U					
034994NW2U								
<p>Assembly type ⑤ for recessed wall-mounting with flange and wall-mounting receptacle</p> 	<p>SLIM-CODEGUARD access code keypad, Type 5 "CLICK & GO" technology, for recessed assembly using flange and wall box.</p> <p>Supplied with front flange in anodized aluminium with "silver" finish - 250 x 50 mm, thickness 4 mm, to be fixed to the housing by placing on wall surface.</p> <p>Self-adhesive cover in polycarbonate pre-assembled and fixed into the flange niche.</p> <p>Also fitted with wall box with "wings" for rapid anchoring (65 x 30 x 230 mm), in plastic taken from single block to be assembled "in a niche" in the wall to house the body of the keypad.</p> <p>Wall niche and cable channel to be prepared beforehand.</p>	<table border="1" style="width: 100%;"> <tr> <td style="width: 30%;">034995NW2U</td> <td style="width: 30%;"></td> <td style="width: 40%;"></td> </tr> </table>	034995NW2U					
034995NW2U								

Special configurations available at extra charge: Cover with your logo and/or customized.

For sizes, measurements and details of chasing, application examples and connection diagrams, see page 36.

	<h2 style="text-align: center;">SLIM-PASSGUARD</h2> <h3 style="text-align: center;">PROFESSIONAL PROXIMITY BADGE READERS</h3> <p style="text-align: center;">With quick fitting 8 pole RJ45 plug to simplify installation and wiring</p> <p>Proximity badge reader, for controlling accesses by means of individual swipe badges. Able of managing up to 99 badges. Supplied with a proprietary "master badge" for programming the authorisation/deletion/ revocation of each badge without limitations and on-site. Available in standalone version and with selflearning feature.</p> <ul style="list-style-type: none"> - "CLICK & GO" technology, with 1 RJ45 8-pole quick fitting female plug for connection to PHARMATRONIX control unit. - 1 alphanumeric display with 2 digits - 4 feature keys (that can be programmed directly on the reader) - 12 VDC/70 mA power supply - 1 NO → NC output contact (for badge recognition), 12 VDC/1A rating for door opening control, timed at app. 5 seconds <p>Accessories supplied as standard: self-adhesive cover in polycarbonate, 180 x 30 mm, radius 2.5, thickness 0.3 mm, with international symbols that can be applied once the installation has been completed. Supplied with 1 master badge + 3 additional badges (see below).</p>	<p>Export Product-list January 2018</p> <p style="text-align: center;">  TECNODIMENSIONE®  Click & Go ZERO TIME® </p> <p>ordering information </p> <p style="text-align: right;">Q.ty</p>
Models for 12 VDC power supply and/or 24Vdc		<p style="text-align: center;">MODELS</p> <p style="text-align: right;">N°</p>
<p>Assembly type ① fully aligned concealed for recess-mounting without flange on the same plane of the door frame panel *</p> 	<p>SLIM-PASSGUARD proximity badge reader type 1 "CLICK & GO" technology, with fully aligned concealed for recess-mounting on the same plane of the door frame panel without flange. Ideal to achieve a "smooth" surface (without roughness) that is easy to clean. Supplied with diffuser screen and gap G for sections with a thickness of 1.6 mm. Complete with self-adhesive cover designed to be applied after the final installation of the system.</p> <p>* In this case it is advisable to prepare the recess during the door frame machining.</p> <p>Same with front panel and gap G for sections with a thickness of 3 mm.</p> <p>Note: readers able to manage up to 255 badges are available at an extra charge. In this case, add X to the product codes listed above.</p>	<p>034991TW2U</p> <p>034991TW2U3</p> <p>-----X on request</p>
<p>Assembly type ② fully aligned at milling for recess-mounting with front flange on the same plane of the panel surface ◆</p> 	<p>SLIM-PASSGUARD proximity badge reader type 2 "CLICK & GO" technology, for aligned recessed flush fitting in bottom of panel using front flange (e.g. To mount on wall panel next to the door frame on the post where no chasing can be carried out). Supplied with front flange in anodized aluminium with "silver" finish - 250 x 50 mm, thickness 2.5 mm for recess-mounting on the same plane of the panel surface for aligned recessed flush fitting in bottom of plane using front flange. Cover pre-assembled and fixed into the flange niche.</p> <p>◆ In this case, it is advisable to prepare sunk milling during the panel machining phase.</p> <p>Note: readers able to manage up to 255 badges are available at an extra charge. In this case, add X to the product codes listed above.</p>	<p>034992TW2U</p> <p>-----X on request</p>
<p>Assembly type ③ for conventional flush mounting with front flange overlapping door frame</p> 	<p>SLIM-PASSGUARD proximity badge reader, type 3 "CLICK & GO" technology, for traditional recessed fitting using flange. Supplied with front flange in anodized aluminium with "silver" finish - 250 x 50mm, thickness 4 mm for flush mounting. Cover pre-assembled and fixed into the flange niche.</p> <p>Mounting can be carried out "on site", directly onto the installed door frame.</p> <p>Note: readers able to manage up to 255 badges are available at an extra charge. In this case, add X to the product codes listed above.</p>	<p>034993TW2U</p> <p>-----X on request</p>
<p>Assembly type ④ for surface mounting with using housing</p> 	<p>SLIM-PASSGUARD proximity badge reader, type 4 "CLICK & GO" technology, for mounting placed on surface using housing. With extra-strong protective housing, made in anodized silver finish aluminium (35 x 25 x 215 mm). Self-adhesive cover in polycarbonate, provided separately and designed to be used as final cover to hide the 4 fixing screws of the housing on the door frame.</p> <p>Useful when you wish to avoid recess-mounting or cuts on the door frame.</p> <p>Note: readers able to manage up to 255 badges are available at an extra charge. In this case, add X to the product codes listed above.</p>	<p>034994TW2U</p> <p>-----X on request</p>
<p>Assembly type ⑤ for recessed wall-mounting with flange and wall-mounting receptacle</p> 	<p>SLIM-PASSGUARD proximity badge reader, type 5 "CLICK & GO" technology, for recessed assembly using flange and wall box. Supplied with front flange in anodized aluminium with "silver" finish - 250 x 50 mm, thickness 4 mm, to be fixed to the housing by placing on wall surface. Self-adhesive cover in polycarbonate pre-assembled and fixed into the flange niche. Also fitted with wall box with "wings" for rapid anchoring (65 x 30 x 230 mm), in plastic taken from single block to be assembled "in a niche" in the wall to house the body of the proximity badge reader.</p> <p>Wall niche and cable channel to be prepared beforehand.</p> <p>Note: readers able to manage up to 255 badges are available at an extra charge. In this case, add X to the product codes listed above.</p>	<p>034995TW2U</p> <p>-----X on request</p>
<p>Proximity badge in plastic, size DIN 86 x 54 mm (type credit card with Tecnodimensione logo)</p>		<p>034990T</p>

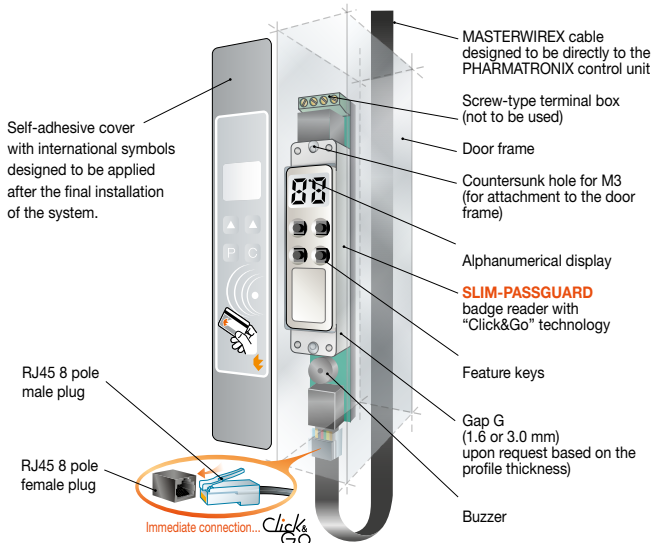
Special configurations available at extra charge: Cover with your logo and/or customized.

For sizes, measurements and details of chasing, application examples and connection diagrams, see page 38.

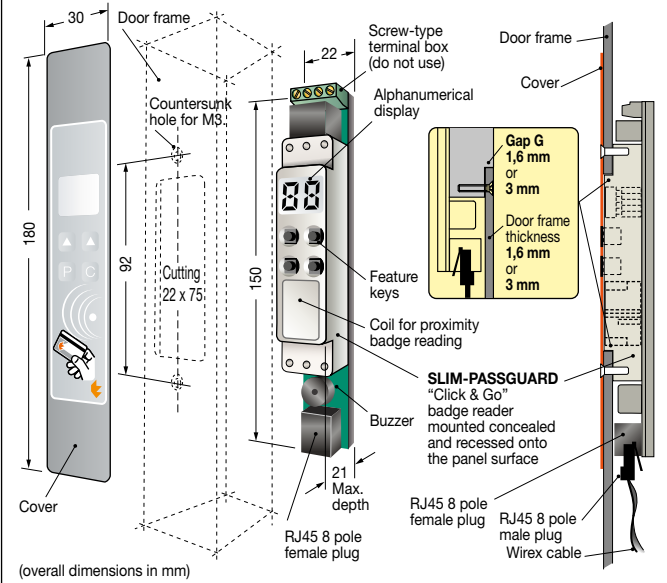
SLIM-PASSGUARD BADGE READERS - sizes, application examples and connection diagram

Detail of the components and control buttons of the unit SLIM-CODEGUARD

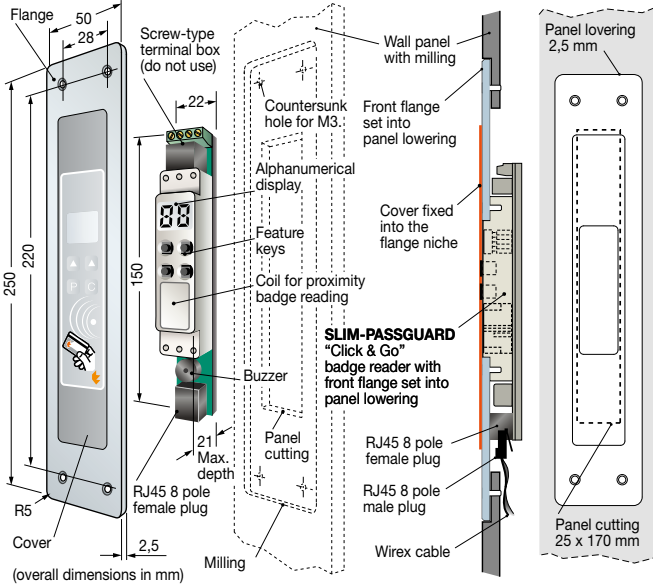
Example of "Click & Go" connection via Masterwired cable



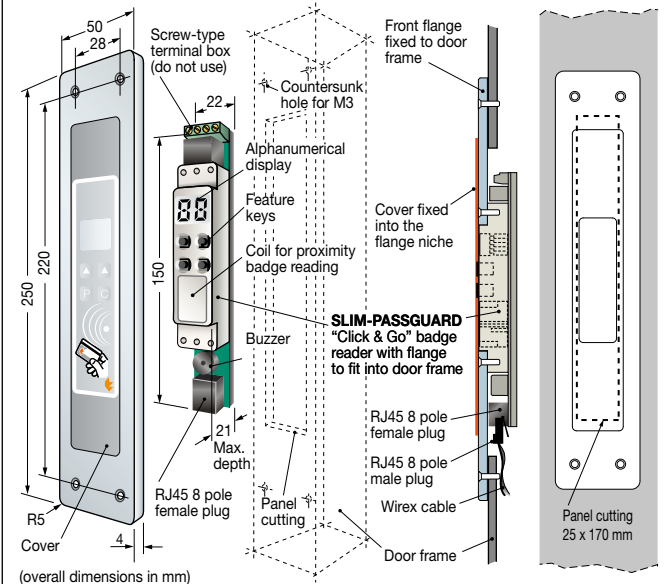
Assembly type 1 fully aligned concealed for recess-mounting on the same plane of the door frame panel without a flange



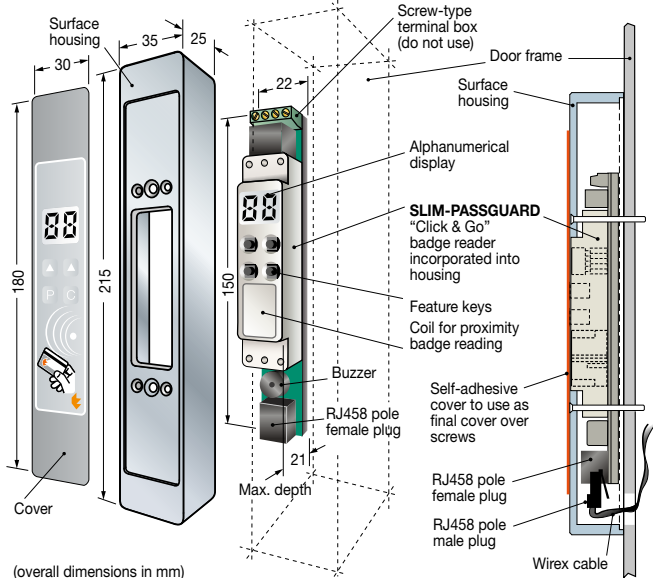
Assembly type 2 fully aligned at milling for recess-mounting with front flange on the same plane of the panel surface



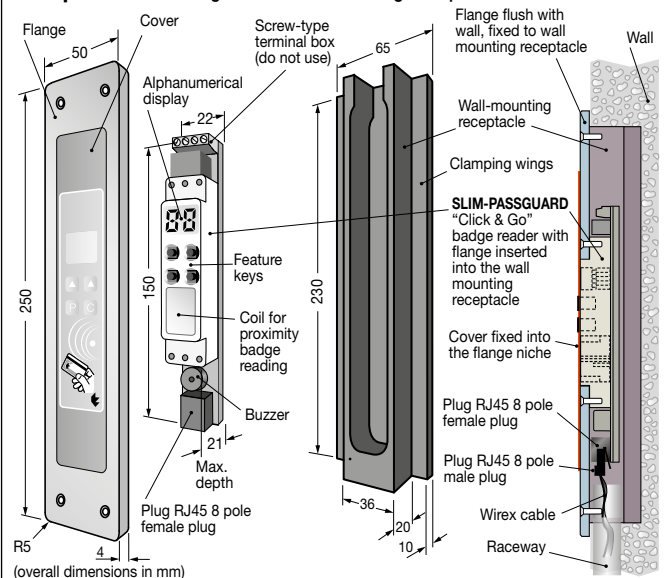
Assembly type 3 for conventional flush mounting with front flange overlapping door frame

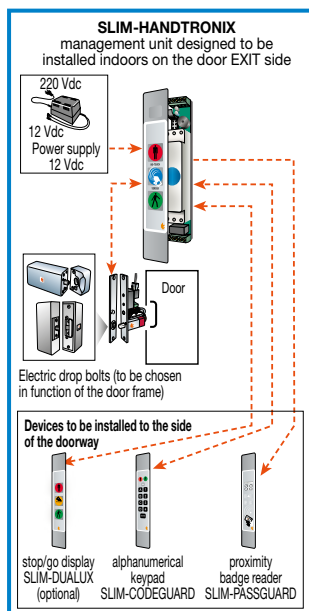


Assembly type 4 for surface mounting with using housing



Assembly type 5 for recessed mounting in wall-mounting receptacle with flange and wall-mounting receptacle





SLIM-HANDTRONIX (no touch)

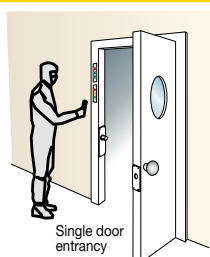
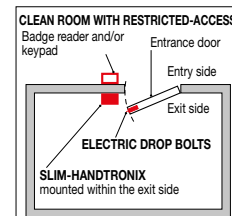
PROFESSIONAL TECNODIMENSIONE MICRO STAND-ALONE CONTROL UNIT FOR THE MANAGEMENT OF SINGLE DOORS

This unit is not simply "No-touch sensorized Stop/Go display" but actually micro stand-alone unit designed to fully control one single door equipped with electrical lock.

One unit for... **5** different needs...

- 1st** Timed unlocking command with automatic re-locking
- 2nd** Electric drop bolt/door strike program
- 3rd** Tamper protection
- 4th** Optical and/or acoustic signals
- 5th** Output for remote signals

**ENTRANCE TO RESTRICTED AREA IS
ALWAYS PROTECTED AND CONTROLLED.**



GENERAL CONSIDERATIONS

In Clean room plants, it happens that the entrance to some rooms is not subjected by crossing tunnel (filter) arranged with interlocked doors; in other words it is possible to enter the area through one single door only.

However, usually the door is supervised by proper keypad device and/or badge reader to permit the access to the persons only that are specifically authorised and process then own badge or by entering the valid code.

It is a matter of fact that currently, even advanced, keypads and badge readers etc. are designed to provide a temporized command to electrical locks, but are not equipped with logic to control the bolt movement (the automatic returning projection of the bolt in locking position).

Now thanks to the Tecnodimensione SLIM-HANDTRONIX unit, every access-control devices is in condition to manage any type of solenoid bolt, electromagnet, electrical door strike... it is not necessary to use control unit with substantial cost saving.

1st

TIMED UNLOCKING COMMAND WITH AUTOMATIC RE-LOCKING (time required to authorise the door opening)

Temporization: timed unlocking command - settable as desired (1-8-20-60 sec.). When the electric "open door" command is given, from badge reader for example, a delay program allows the door lock to remain open for a preset interval (3 to 8 sec.), the time needed to push the door open and enter. When the interval ends the door lock re-locks itself automatically, even if the door isn't open, thus preventing unauthorised intrusions.

temporary unlocking: (open unlatched)

In case of maintenance, cleaning, moving, etc., the door can be set "open unlatched", only by a proper command, which allows an unlimited number of door openings without the electrical lock be operated after each passage.

2nd

ELECTRIC DROP BOLT/DOOR STRIKE PROGRAM

Electric drop bolt (bolt movement control)

When authorized command is launched, and the door is pushed and opened for a transit, the bolt of the lock stands "retracted" and it will return "projected" in locking position, just only when the door-leaf will be pull over to the doorpost again.

In this way, a classic door closer (pump) can completely set the door ajar without facing any mechanical resistance and friction.

Electric door strike

When commanded to open, the counter spring wing of the door strike is released for the programmed time, but re-locks as soon the leaf of the door is opened to prevent rebounding while the door is reapproaching to shut up.

3rd

TAMPER PROTECTION

When in stand-by the door is locked, the unit supervises the door-proximity sensor against the tamper aiming to switch its own contacts.

In other words, in stand-by condition, the locking of the bolt is not affected by interruption or alteration of the magnetic field of the reed sensor.

4th

OPTICAL AND/OR ACOUSTIC ALARMS

These signals report if there is a problem with the door. The built-in buzzer activates and the lights of the Stop/Go display flash to signal the following conditions:

- If the door after an authorized transit stays open over a preset time (time-out adjustable 30 sec).
- Every opening obtained unlikely through breaking effraction gives an automatic immediate alarm output. Really the opening of the door is permitted electrically using only authorized command arrived by badge reader for example.

5th

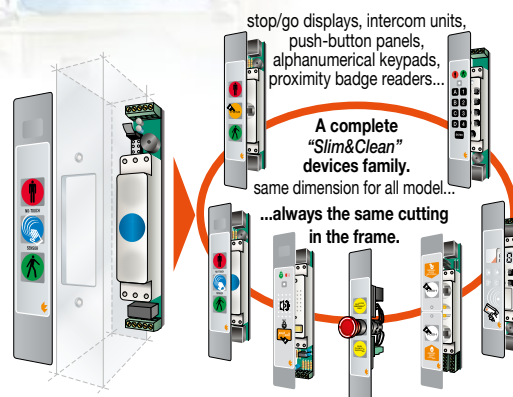
OUTPUT FOR REMOTE SIGNALS

Corresponding to "door proximity status" + "bolt status" (bolt projected or retracted) to confirm remotely that the door is closed & locked.

In addition it is provided with connection to arrange door opening by remote push buttons.

What's more it's also MODULAR

Is the exact same shape and size as all other devices of "Clean room" line, and therefore is interchangeable and can be recess mounted as desired in the same cutting and doorframe fittings.



SLIM-HANDTRONIX (no touch)

STAND ALONE UNIT FOR THE MANAGEMENT OF SINGLE DOORS



This unit is not simply "No-touch sensorized Stop/Go display" but actually micro stand-alone unit designed to fully control one single door equipped with electrical lock.

This unit provides the following innovative features:

- **Temporization:** timed unlocking command - settable as desired (1-8-20-60 sec.) When the interval ends the door lock re-locks itself automatically, even if the door isn't open, thus preventing unauthorised intrusions.
- **Temporary unlimited unlocking (door locked in open position):** this feature enables to permanently unlock the door for cleaning and other purposes.
- **Temporary unlocking:** (open unlatched) - In case of maintenance, cleaning, moving, etc., the door can be set "open unlatched", only by using the key command, which allows an unlimited number of door openings without the electrical lock be operated after each passage.

Electric striker: the wing returns to lock position as soon as the door is opened to avoid debounce when being closed.

- **Tamper protection:** When in stand-by the door is locked, the unit supervises the door-proximity sensor against the tamper aiming to switch its own contacts. In other words, in stand-by condition, the locking of the bolt is not affected by interruption or alteration of the magnetic field of the reed sensor.
- **Optical and/or acoustic alarms:** These signals report if there is a problem with the door. The built-in buzzer activates and the lights of the Stop/Go display flash to signal the following conditions:
 - If the door after an authorized transit stays open over a preset time (time-out adjustable 30 sec).
 - Every opening obtained unlikely through breaking effraction gives an automatic immediate alarm output. Really the opening of the door is permitted electrically using only authorized command arrived by badge readir for example. - 12 Vdc/120 mA power supply.

Export Product-list
January 2018



TECNODIMENSIONE®

ordering information



Q.ty

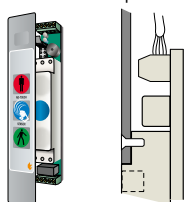
Models for 12 Vdc power supply

MODELS

N°

Assembly type 1

fully aligned concealed for recess-mounting without flange on the same plane of the door frame panel *



SLIM-HANDTRONIX stand alone unit type 1 with fully aligned concealed for recess-mounting on the same plane of the door frame panel without flange. Ideal to achieve a "smooth" surface (without roughness) that is easy to clean. Supplied with diffuser screen and gap G for sections with a thickness of 1.6 mm. Fitted (instead of the manual push button) with an infrared sensor that "sees" a presence up to 10 cm away. Basically, the "contactless" door opening and/or doorbell command is automatically triggered by bringing the hand close to the unit, without actually touching it. Complete with self-adhesive cover designed to be applied after the final installation of the system.

* In this case it is advisable to prepare the recess during the door frame machining.

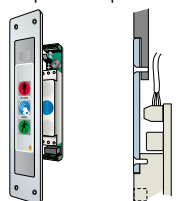
Same with front panel and gap G for sections with a thickness of 3 mm

034991HM

034991HM3

Assembly type 2

fully aligned at milling for recess-mounting with front flange on the same plane of the panel surface ♦



SLIM-HANDTRONIX stand alone unit type 2 for aligned recessed flush fitting in bottom of panel using front flange (e.g. To mount on wall panel next to the door frame on the post where no chasing can be carried out).

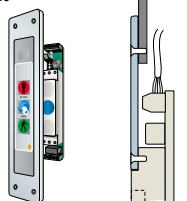
Fitted (instead of the manual push button) with an infrared sensor that "sees" a presence up to 10 cm away. Basically, the "contactless" door opening and/or doorbell command is automatically triggered by bringing the hand close to the unit, without actually touching it. Supplied with front flange in anodized aluminium with "silver" finish - 250 x 50 mm, thickness 2.5 mm for recess-mounting on the same plane of the panel surface for aligned recessed flush fitting in bottom of plane using front flange. Cover pre-assembled and fixed into the flange niche.

♦ In this case, it is advisable to prepare sunk milling during the panel machining phase.

034992HM

Assembly type 3

for conventional flush mounting with front flange overlapping door frame



SLIM-HANDTRONIX stand alone unit, type 3 for traditional recessed fitting using flange. Supplied with front flange in anodized aluminium with "silver" finish - 250 x 50mm, thickness 4 mm for flush mounting.

Fitted (instead of the manual push button) with an infrared sensor that "sees" a presence up to 10 cm away.

Basically, the "contactless" door opening and/or doorbell command is automatically triggered by bringing the hand close to the unit, without actually touching it.

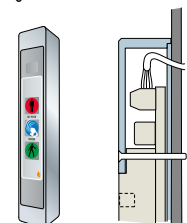
Cover pre-assembled and fixed into the flange niche.

Mounting can be carried out "on site", directly onto the installed door frame.

034993HM

Assembly type 4

for surface mounting with using housing



SLIM-HANDTRONIX stand alone unit type 4 for mounting placed on surface using housing. With extra-strong protective housing, made in anodized silver finish aluminium (35 x 25 x 215 mm).

Fitted (instead of the manual push button) with an infrared sensor that "sees" a presence up to 10 cm away.

Basically, the "contactless" door opening and/or doorbell command is automatically triggered by bringing the hand close to the unit, without actually touching it.

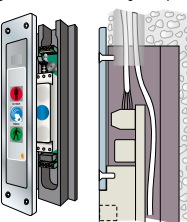
Self-adhesive cover in polycarbonate, provided separately and designed to be used as final cover to hide the 4 fixing screws of the housing on the door frame.

Useful when you wish to avoid recess-mounting or cuts on the door frame.

034994HM

Assembly type 5

for recessed wall-mounting with flange and wall-mounting receptacle



SLIM-HANDTRONIX stand alone unit type 5 for recessed assembly using flange and wall box. Supplied with front flange in anodized aluminium with "silver" finish - 250 x 50 mm, thickness 4 mm, to be fixed to the housing by placing on wall surface.

Self-adhesive cover in polycarbonate pre-assembled and fixed into the flange niche.

Fitted (instead of the manual push button) with an infrared sensor that "sees" a presence up to 10 cm away.

Basically, the "contactless" door opening and/or doorbell command is automatically triggered by bringing the hand close to the unit, without actually touching it.

Also fitted with wall box with "wings" for rapid anchoring (65 x 30 x 230 mm), in plastic taken from single block to be assembled "in a niche" in the wall to house the body of the standalone unit.

Wall niche and cable channel to be prepared beforehand.

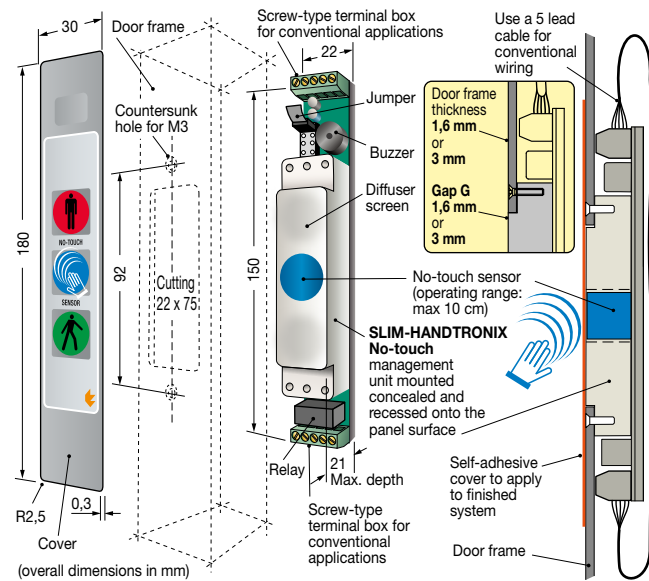
034995HM

Special configurations available at extra charge: Cover with your logo and/or customized.

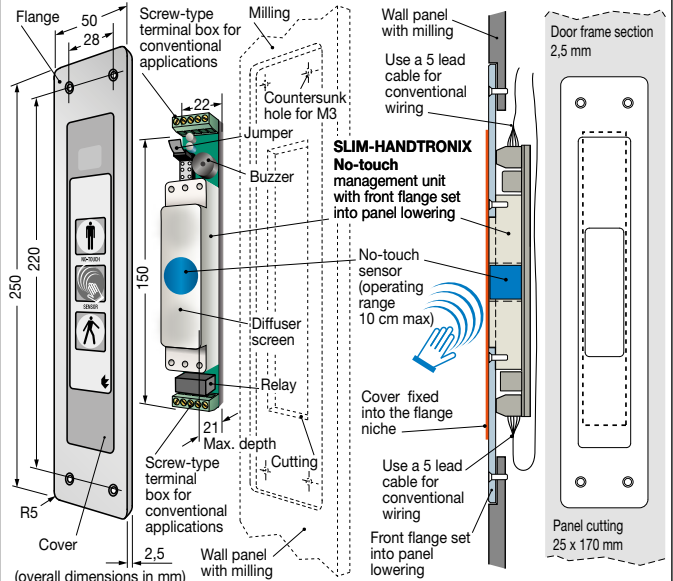
For sizes, measurements and details of chasing, application examples and connection diagrams, see page 41.

SLIM-HANDTRONIX STANDALONE UNIT - sizes, application examples and connection diagram

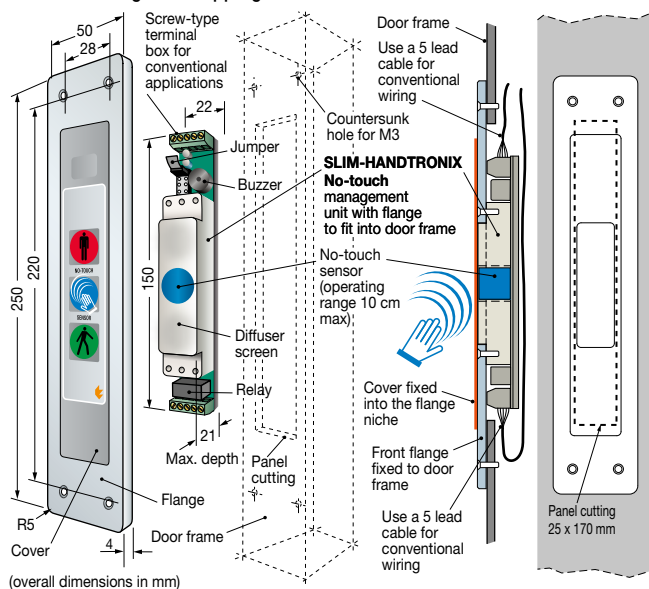
Assembly type 1 fully aligned concealed for recess-mounting on the same plane of the door frame panel without a flange



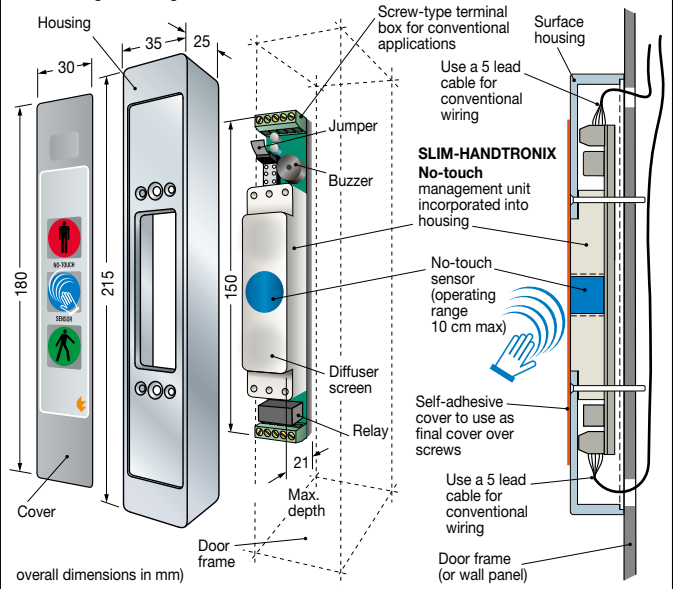
Assembly type 2 fully aligned at milling for recess-mounting with front flange on the same plane of the panel surface



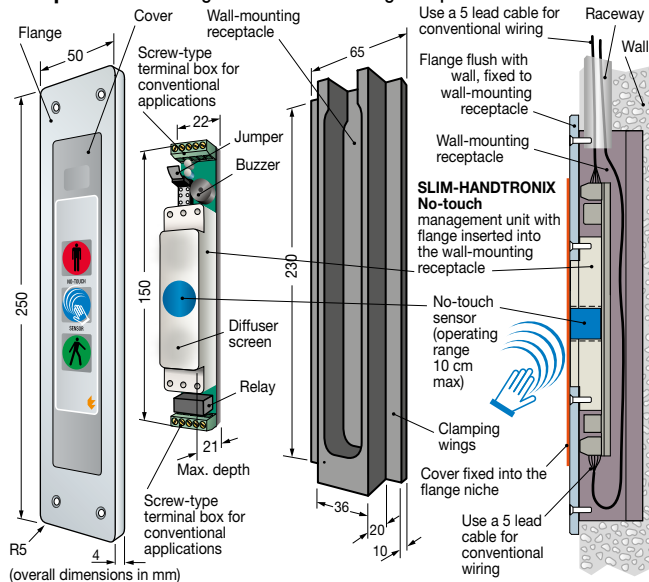
Assembly type 3 for conventional flush mounting with front flange overlapping door frame



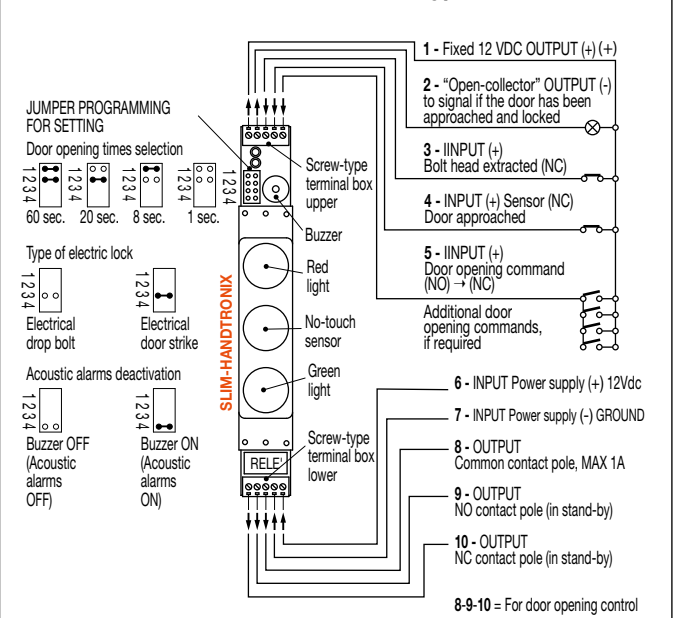
Assembly type 4 for surface mounting with using housing



Assembly type 5 for recessed mounting in wall-mounting receptacle with flange and wall-mounting receptacle

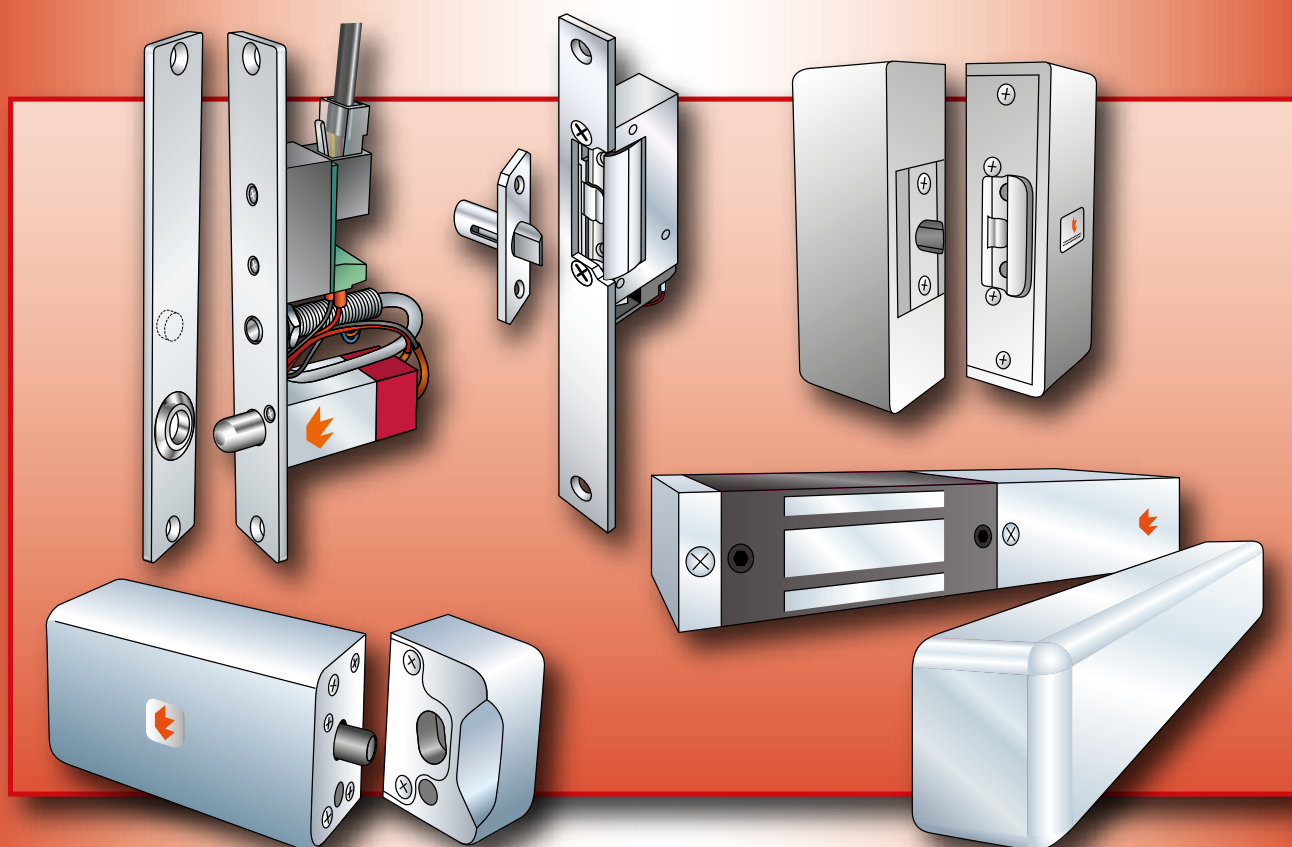


CONNECTION DIAGRAM valid for all 5 types





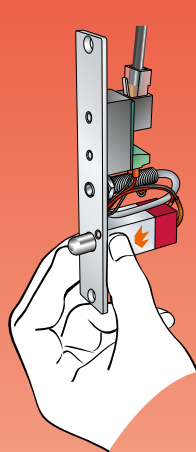
PROFESSIONAL ELECTRICAL LOCKS



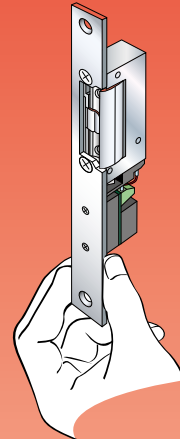
TECNODINENSIONE®

Click &
GO
ZEROTIME®

Ultraslim and supercompact MICROLOCK electrical drop bolts and electrical door latches DOORSTRIKE



**SLIM &
FAIL-SAFE**
ANTI-PANIC AUTOMATIC RELEASE



ULTRA-SLIM, ULTRA-COMPACT
&
ADAPTABLE TO ANY TYPE OF FRAME

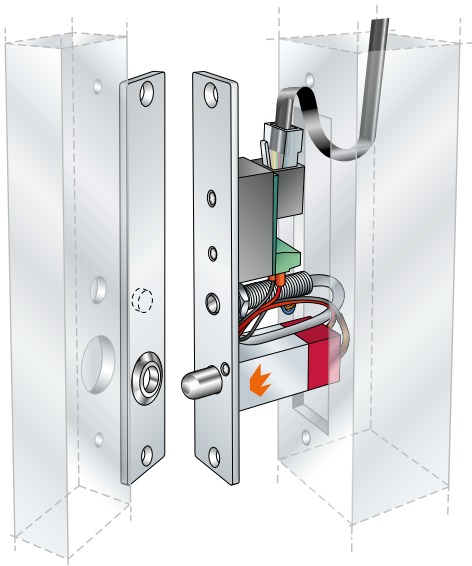
Click &
GO
ZEROTIME



"SLIM&FILE-SAFE"

MICRO ELECTRICAL DROP BOLTS, ELECTRICAL DOOR STRIKES

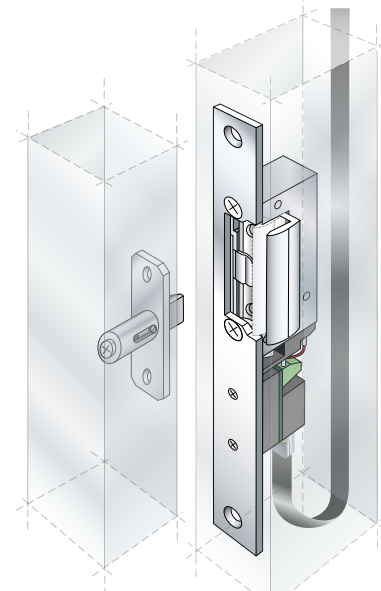
Micro electrical drop bolt



SLIM-MICROREDLOCK

Anti-panic "fail-safe" models (designed to disengage in the event of power failure). With door proximity sensor, flange and reference counterflange. Enables the doors to be closed with a steel bolt head.

Electrical door strike

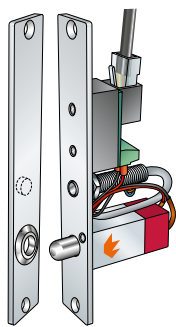


SLIM-DOORSTRIKE

Anti-panic "fail-safe" model (designed to disengage in the event of power failure). With RR sensor to control the door status and front plate for recess-mounting. Available on request with self-lubricating and adjustable bolt.



TECNODIMENSIONE
security with style



SLIM-MICROREDLOCK

PROFESSIONAL TECNODIMENSIONE ELECTRICAL DROP BOLT

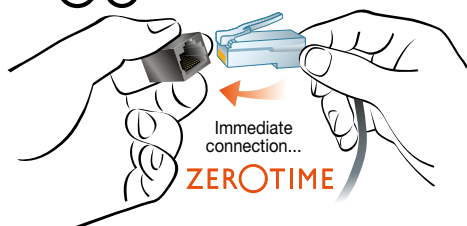
Anti-panic "fail-safe" models (designed to disengage in the event of power failure). With door approaching sensor, flange and reference counterflange. Enables the doors to be closed with a steel bolt head.

One unit... for **4** different needs.

- 1st** Immediate installation ZEROTIME = **Click&Go**
- 2nd** Ultra-slim and compact design to suit all door frame sections = **SLIM**
- 3rd** equipped with Kit SCP to compensate distance between door frame and door-post. Adaptable to any type of frame = **REGOSTRIKE**
- 4th** fail-safe; it automatically unlocks in the event of power failure freeing the door for emergency exit also in the event of fire = **FAIL-SAFE**

PERFECT FOR STERILE ROOMS.

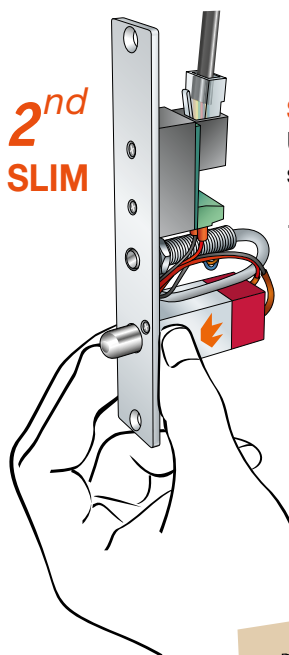
1st **Click&Go**



Insert the plug connector... snap it in place...
that's all you need
for a perfectly working system...

Click&Go!

2nd
SLIM



SLIM-MICROREDLOCK

Ultra-slim and compact for very small door frame profiles...
... it's **SLIM!**

3rd
REGOSTRIKE



SLIM-MICROREDLOCK

Adaptable to all types of door frames thanks to kit "SCP", consisting of three bushings that can be interchanged on the counterflange in order to perfectly adjust the distance between door frame and door-post...

... it's **REGOSTRIKE!**


4th
FAIL-SAFE



SLIM-MICROREDLOCK

Automatic fail-safe unlock = bolt "in" without power, bolt "out" when powered. In the event of fire or power failure it automatically unlocks freeing the exit...

... it's **FAIL-SAFE!**



PROFESSIONAL ELECTRICAL DROP BOLTS

SLIM-MICROREDLOCK

With quick fitting 8 pole RJ45 plug to simplify installation and wiring

Export Product-list

January 2018



TECNODIMENSIONE®

Micro electrical drop bolt for recess mounting with flange and counterflange in anodised aluminium with "silver" finish. Ideal for "clean rooms".

Ordering information



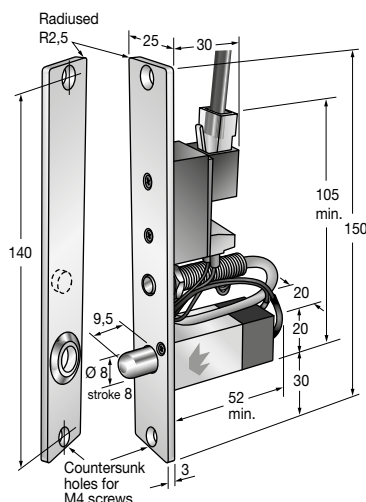
Q.ty

MODELS

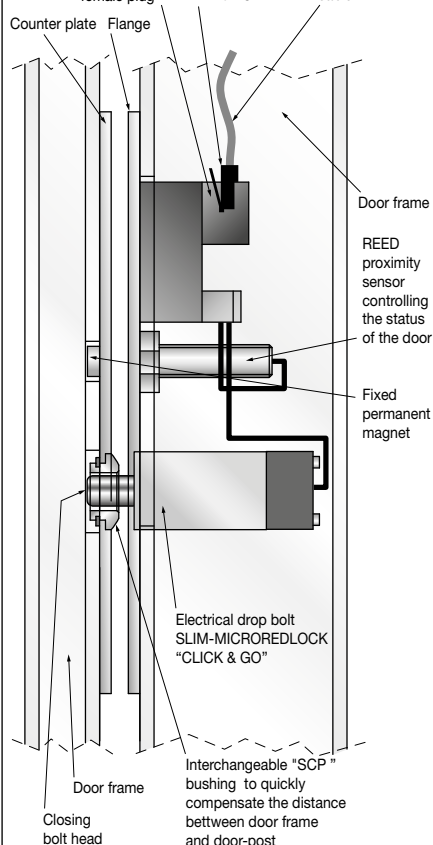
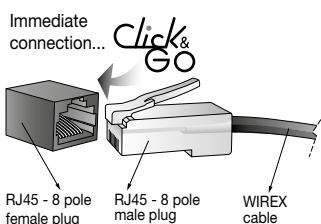
N°

SLIM-MICROREDLOCK "CLICK & GO"

For recess mounting



EXAMPLE OF RECESS-MOUNTING ON THE DOOR FRAME



Series REDLOCK (fail safe) "anti-panic" model = The bolt head "projects" when the coil is powered or otherwise "retracted". In the event of fire, the SLIM-MICROREDLOCK electrical drop bolt is automatically released to enable a safe and controlled evacuation.

Models for 12 Vdc power supply

SLIM-MICROREDLOCK fail safe (anti-panic version) electrical drop bolt for recess mounting with "CLICK & GO" technology and 1 quick fitting 8-pole RJ45 female connector for an immediate connection.

- Fail-safe (anti-panic) version with 100% ED coil for uninterrupted functioning.
- Includes a Reed sensor to control the approaching of the door (axially adjustable).
- 12 Vdc/390 mA power supply

Accessories supplied as standard: Counterflange with kit "SCP" that includes 3 bushings in chromium-plated steel to compensate the port.

00803A2FZW

Models for 24Vdc power supply

SLIM-MICROREDLOCK electrical drop bolt for recess mounting with "CLICK & GO" technology, as above, but for 24 Vdc/200 mA power supply.

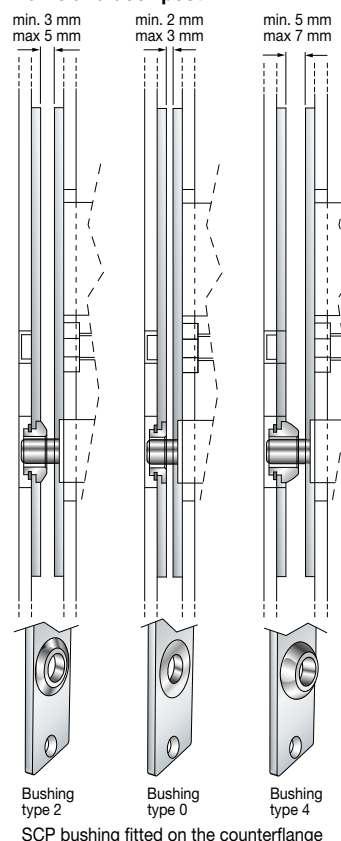
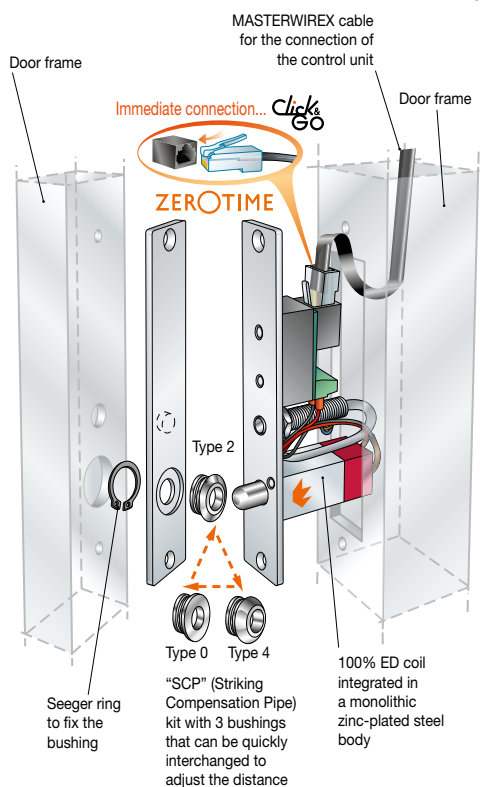
00803A4FZW

Note:1) The special "SCP" compensation kit is supplied as standard and with 3 interchangeable bushings (choose the most suitable one, as shown in the figure on the side) enables to compensate the port and precisely adjust it. It is in fact important to verify that at least 4/5 of the length of the bolt head on the electrical drop bolt is inserted in the "hole" on the counterflange (reference bushing) when it is projecting (so that the door can be closed).

2) Standard models are designed to be fitted for "horizontal striking". Types for vertical (downwards or upwards) striking, by special request.

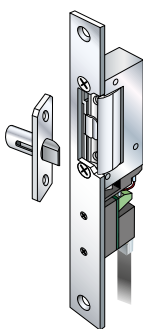
WIREX FAST CONNECTING CABLES WITH "CLICK & GO" TECHNOLOGY

Kit "SCP" (Striking Compensation Pipe) kit to quickly compensate distance between door frame and door-post



SLIM-DOORSTRIKE

PROFESSIONAL TECNODIMENSIONE ELECTRICAL DOOR STRIKE



FOR FLUSH
MOUNTING

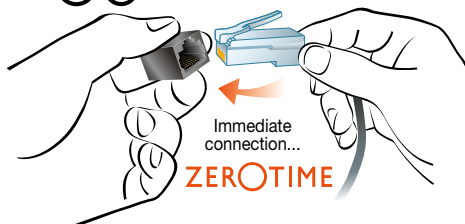
Anti-panic "fail-safe" model (designed to disengage in the event of power failure) with RR sensor to control the door status and front plate for recess-mounting. Available on request with a mini spring bolt and adjustable self-lubricating bolt.

One unit...
for **3** different needs.

- 1st** Immediate installation ZEROTIME = **Click&Go**
- 2nd** Ultra-slim and compact design to suit all door frame sections = **SLIM**
- 3rd** Sensor controlling the door status and adjustable counter latch = **REGOSTRIKE**
- 4th** fail-safe; it automatically unlocks in the event of power failure freeing the door for emergency exit also in the event of fire = **FAIL-SAFE**

PERFECT FOR STERILE ROOMS.

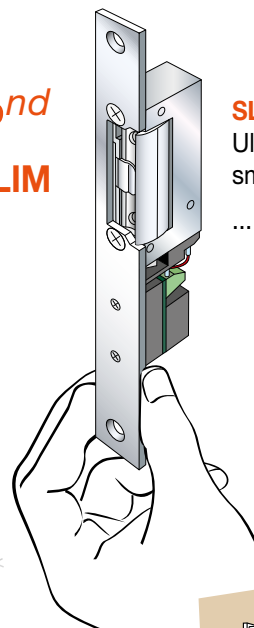
1st Click&Go



Insert the plug connector... snap it in place...
that's all you need
for a perfectly working system...

Click&Go!

2nd
SLIM



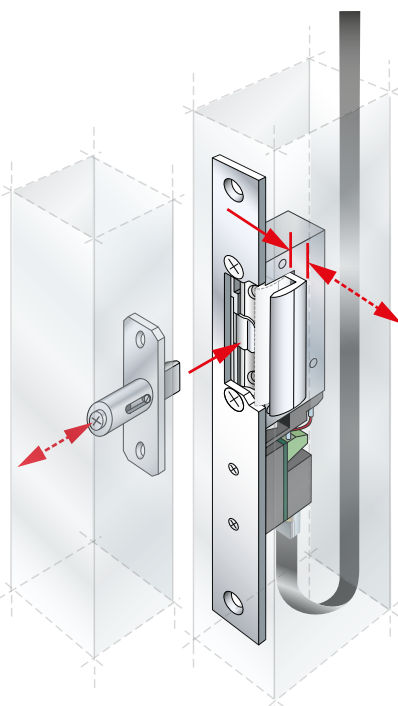
SLIM-MICROREDLOCK
Ultra-slim and compact for very
small door frame profiles...
... it's **SLIM!**

3rd
REGOSTRIKE

SLIM-DOORSTRIKE

Supplied with a sensor that controls the door status (open/closed) and the penetration of the spring bolt (also adjustable) during closing, and with a counter latch that can be adjusted to obtain a perfect compensation and alignment of the wing...

... it's **REGOSTRIKE!**



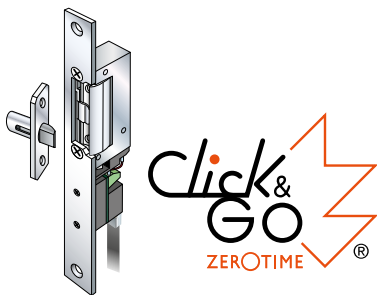
4th
FAIL-SAFE



SLIM-DOORSTRIKE

Automatic fail-safe unlock = bolt "in" without power, bolt "out" when powered. In the event of fire or power failure it automatically unlocks freeing the exit...

... it's **FAIL-SAFE!**



PROFESSIONAL ELECTRICAL DOOR STRIKE

SLIM-DOORSTRIKE

With quick fitting 8 pole RJ45 plug to simplify installation and wiring

Export Product-list

January 2018



TECNODIMENSIONE®

Electrical door strike for recess-mounting.
Ideal for "clean rooms".

ordering
information

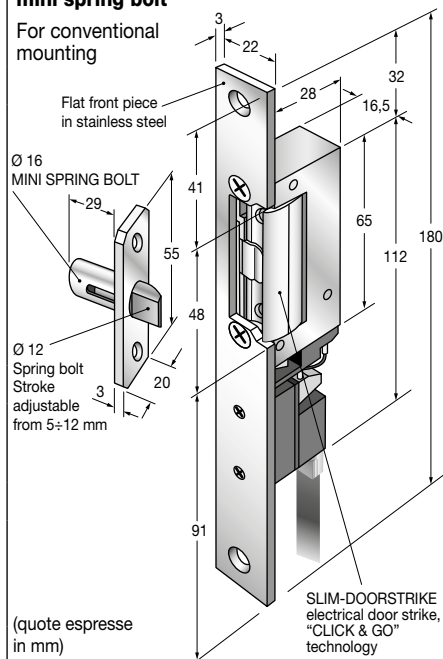
Q.ty

MODELS

N°

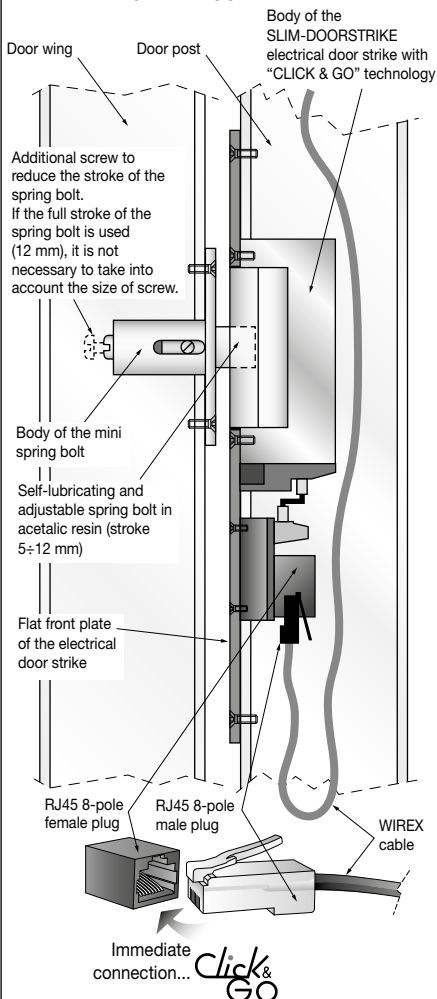
SLIM-DOORSTRIKE "CLICK & GO" with mini spring bolt

For conventional mounting



(quote espressa in mm)

EXAMPLE OF RECESS-MOUNTING ON THE DOOR FRAME



Series SLIM-DOORSTRIKE (fail-safe) "anti-panic" model = Disengages in the event of power failure.
If a fire breaks out and no power is available, the electrical SLIM-DOORSTRIKE automatically disengages to allow a safe evacuation.

Models for 12 Vdc power supply

SLIM-DOORSTRIKE electrical door strike for flush mounting, "CLICK & GO" technology, with one 8-pole RJ45-8 quick fitting female connector for immediate connections.
- Fail-safe (anti-panic) version with 100% ED coil for a continuous operation
- RR microswitch sensor controlling the door status
- Adjustable counter latch
- 12 Vdc/280 mA power supply
Supplied with flat front plate in stainless steel.

0158J12RW

Models for 24Vdc power supply

SLIM-DOORSTRIKE electrical door strike for flush mounting, "CLICK & GO" technology, same characteristics as the model above but for a 24Vdc/140 mA power supply.

0158J14RW

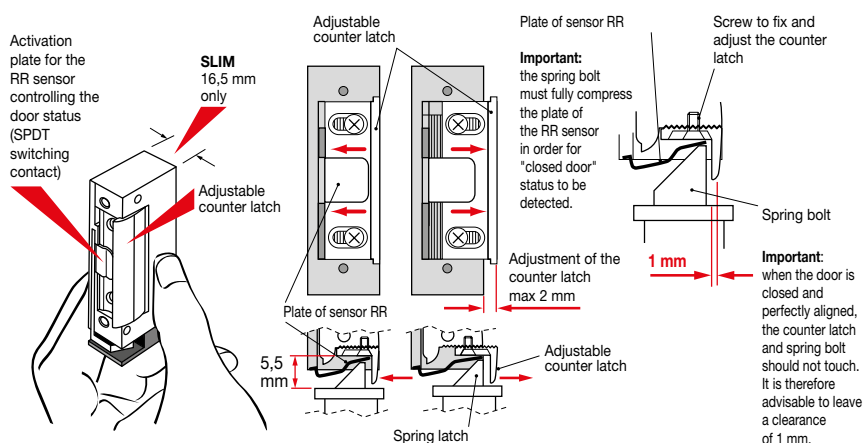
Accessory (optional)

Mini spring bolt for recess-mounting with adjustable spring bolt. Body with recess-mounting flange in anodised machined aluminium with a "silver" finish. Self-lubricating spring bolt in acetalic resin with stroke adjustable from 5 to 12 mm.

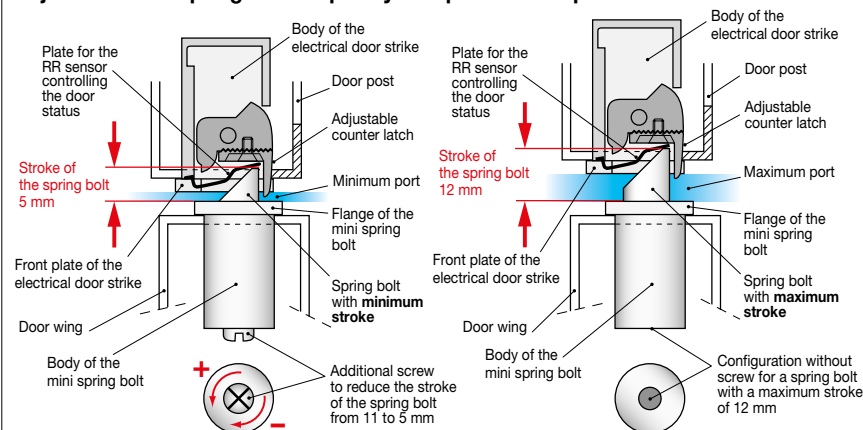
004910K

Note: on request, electrical SLIM-DOORSTRIKE can even be supplied with front plate in anodised machined aluminium, with customised shape, for alignment and mounting without visible cuts on custom profiles with rounded sections ("CLEAN" versions).

Electrical SLIM-DOORSTRIKE with RR sensor to control the door status and adjustable counter latch



Adjustable mini spring bolt to quickly compensate the port



innovation

of news

Tecnodimensione
products in progress

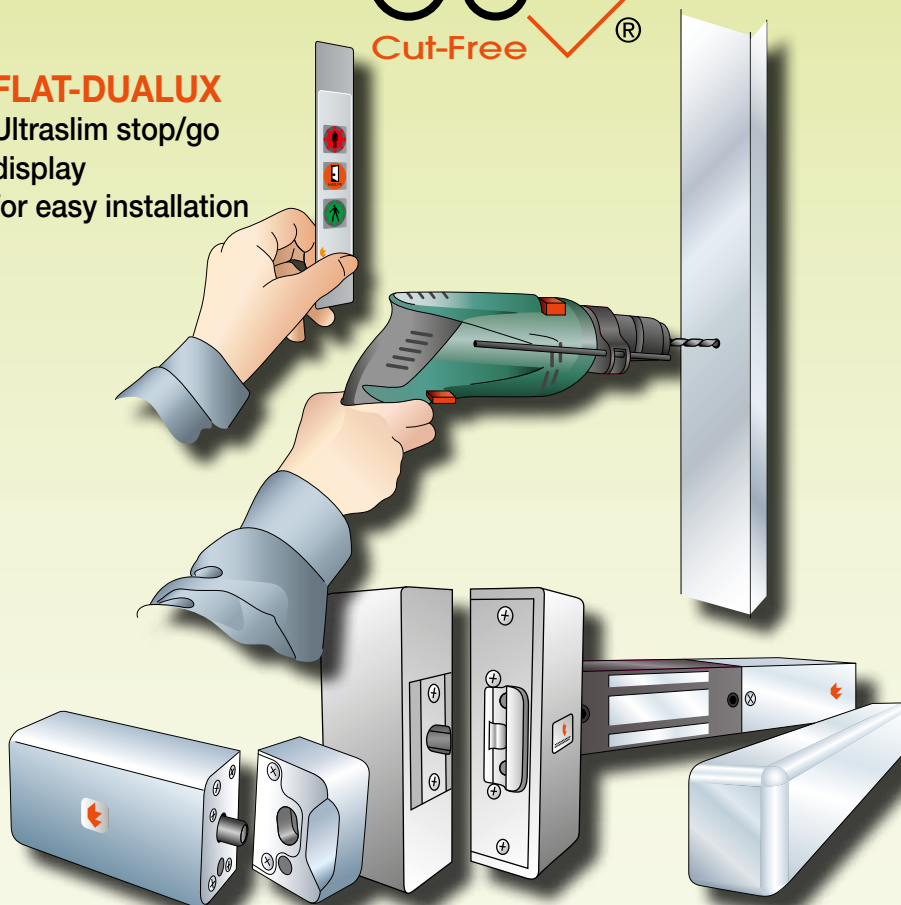
for managing door systems and professional electrical locks

with technology

**DRILL&
GO**
Cut-Free®

FLAT-DUALUX

Ultraslim stop/go
display
for easy installation



MICROREDLOCK, SLIM-DOORSTRIKE, SLIM-MINISENTRYLOCK
surface mount electrical locks in CLEAN-COVER housing for easy installation



TECNODIMENSIONE
security with style

*Click&
GO*
ZEROTIME®

FLAT-DUALUX

Ultraslim stop/go display for easy installation

innovation

with technology



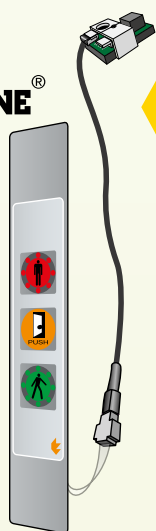
Only a portable drill is needed
to easily install
DRILL&GO devices on any frame.

INNOVATION

TECNODIMENSIONE®

DRILL&GO
Cut-Free®

innovation



FLAT-DUALUX ultra-slim

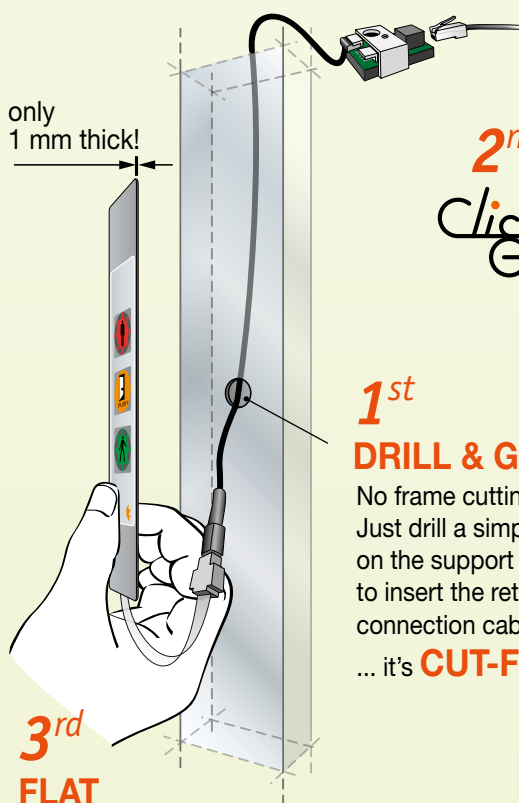
PROFESSIONAL TECNODIMENSIONE STOP/GO DISPLAYS

with green/red lights and international STOP/GO symbols to control traffic, built-in push button and remote buzzer. Kit made up of stop/go display, connection cable and Click&Go converter.

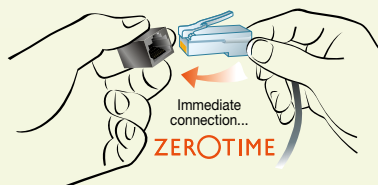
One unit
for **4** different needs.

- 1st** No frame cutting nor work on internal nervures.
Just drill to install = **DRILL& GO CUT-FREE**
- 2nd** instant wiring ZEROTIME = **Click&Go**
- 3rd** ultra-slim, bendable, virtually "without thickness" (just 1 mm!)
for fully-aligned installation self-adhesive on any smooth
frame surface with even shaped and narrow profiles = **FLAT**
- 4th** "smooth" sealed alignment to the frame surface
fully proper detergent washable = **CLEAN**

PERFECT FOR STERILE ROOMS



2nd
Click&Go




Insert the plug connector... snap it in place...
that's all you need
for a perfectly working system...

Click&Go!

1st
DRILL & GO

No frame cutting nor work on internal nervures!
Just drill a simple Ø 14 mm round hole
on the support surface
to insert the retro-concealed electrical
connection cable...
... it's **CUT-FREE**

4th
CLEAN



FLAT-DUALUX ultra-flat, practically "without thickness" (just 1 mm!) it can be applied to even very narrow profiles, its "fully-aligned" mount is almost immediate, installable on site without having to make any cuts since it does not require any room-to recess! It is virtually a "thin" electronic, self-adhesive and bendable sticker that lays and adapts to surfaces not necessarily plane as long as they are smooth and suitable to self-adhere...

... it's **FLAT!**

FLAT-DUALUX self-adhesive installation "flush-aligned" is smooth and roughness-free ... easily cleanable with any proper detergent...
... it's **CLEAN!**

PROFESSIONAL STOP/GO DISPLAYS

FLAT-DUALUX ultra-slim

Complete with converter for immediate wiring with 8-pole quick coupling RJ45 PLUG for pront installation to Pharmatronix unit

Type **6** - "FULLY ALIGNED"

ultra-slim for self-adhesive installation (without frame cutting).

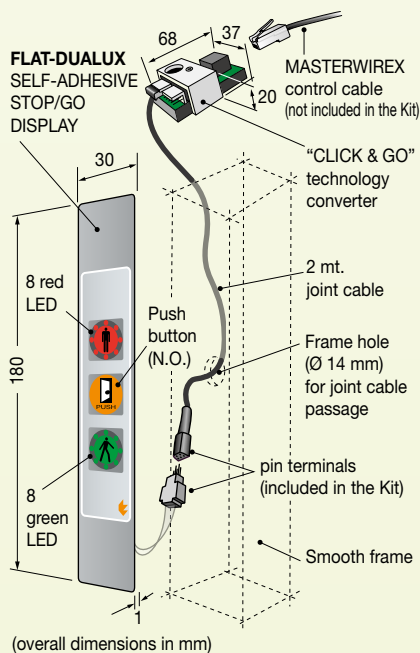
Type **7** - "FLUSH" with support flange for installation on uneven surfaces.

A SINGLE UNIT FOR 2 TYPES OF UNIVERSAL INSTALLATION

Type **6**

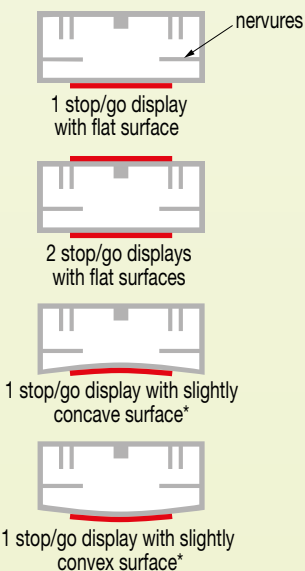
"FULLY-ALIGNED"

ultra-slim for self-adhesive installation on smooth surfaces without cutting the frame.



No cutting or work on the internal frame nervures

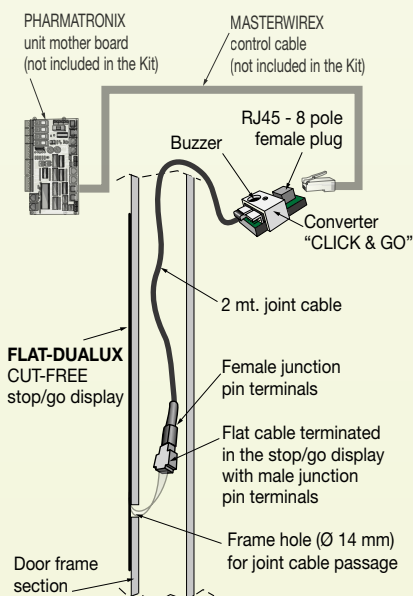
compatible smooth surfaces



Kit 1 for one door - for example "pass box"

composed of:

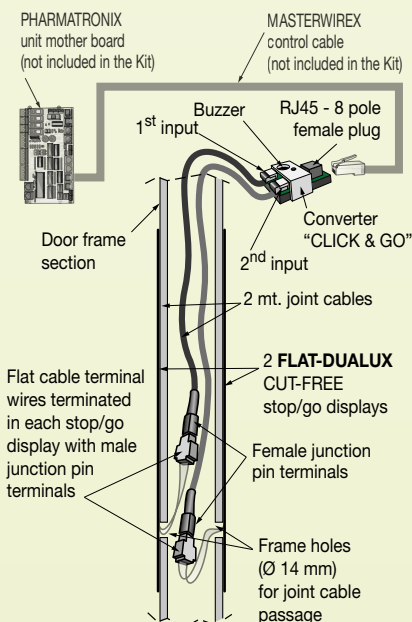
- n. 1 FLAT-DUALUX stop/go display (type 6 or 7)
- n. 1 joint cable
- n. 1 Click&Go converter



Kit 2 for one door - for example "interlocking system"

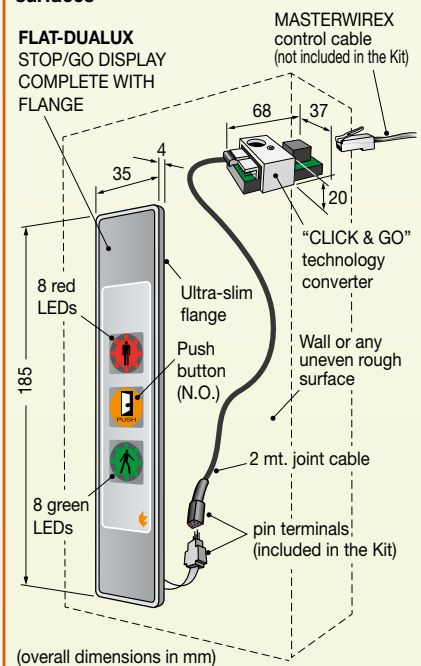
composed of:

- n. 2 FLAT-DUALUX stop/go displays (type 6 or 7)
- n. 2 joint cables
- n. 1 Click&Go converter

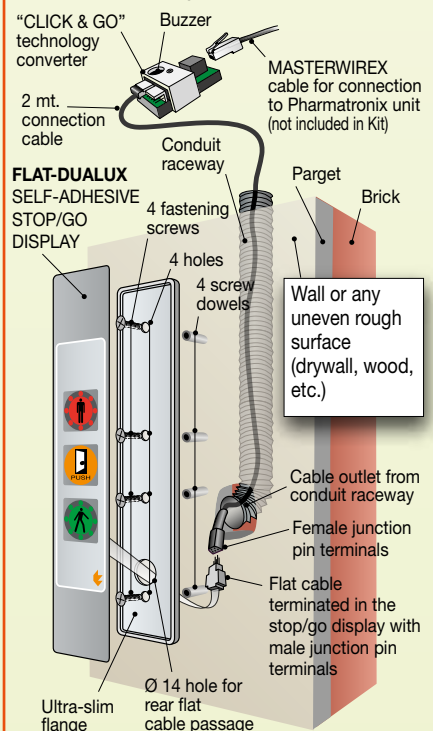


Type **7** on the "SAME PLANE" with ultra-slim support flange for wall or frame mount with uneven surfaces

FLAT-DUALUX STOP/GO DISPLAY COMPLETE WITH FLANGE



Example of FLAT-DUALUX stop/go display application complete with support flange even for uneven rough surfaces





DRILL&Go
Cut-Free®

PROFESSIONAL STOP/GO DISPLAYS

FLAT-DUALUX ultra-slim

Complete with converter for immediate wiring
8-pole quick coupling RJ45 PLUG for easy installation

Export Product-list

January 2018



TECNODINENSIONE®

Type **6** - "FULLY ALIGNED"
ultra-slim for self-adhesive installation
(without frame cutting). Ideal for clean-rooms.

Ordering information



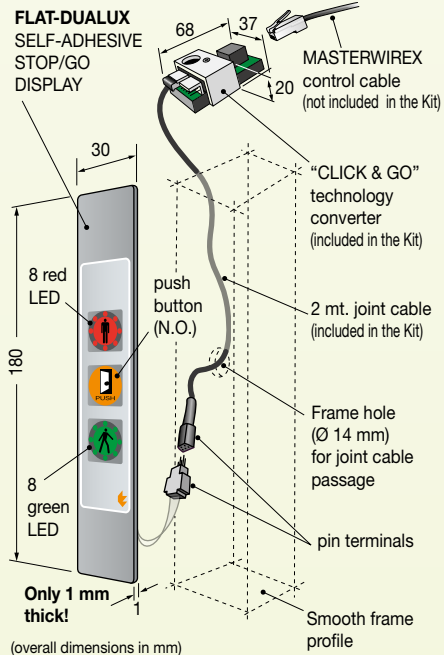
Q.ty

MODELS

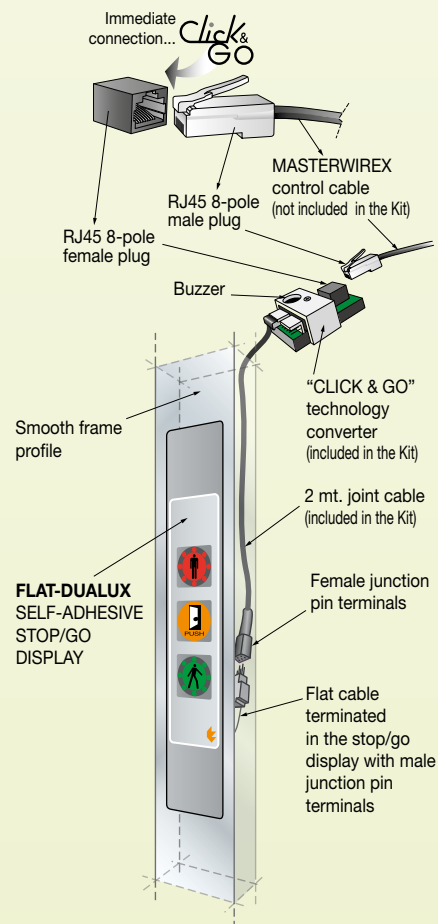
N°

FLAT-DUALUX CUT-FREE ultra-slim with "CLICK&GO" technology

Type **6** "fully aligned"



EXAMPLE OF "FULLY ALIGNED" APPLICATION



Practically "without thickness" ultra-slim stop/go display unit (only 1 mm!). It can be applied to even very narrow profiles, its "fully-aligned" mount is almost immediate, installable on site without having to make any cuts since it does not require any room-to-recess! It is virtually a "thin" electronic, self-adhesive and bendable sticker that lays and adapts to surfaces not necessarily plane as long as they are smooth and suitable to self-adhere...

Models for 12Vdc power supply

FLAT-DUALUX ultra-slim stop/go display type 6, bendable, virtually "without thickness" (just 1 mm!) for fully-aligned adhesive installation on any smooth surface even with shaped or narrow profiles.

- Green/Red LED light + buzzer + N.O. push button (N.C. when pressed).

Kit 1 for one door - for example "pass box" composed of:

- n. 1 FLAT-DUALUX ultra-slim type 6 stop/go display (without thickness, only 1 mm!)
- n. 1 round joint cable (2mt long) complete with pin junction terminal
- n. 1 converter with pin inputs and output with 1 Plug female connector 8-pole quick coupling RJ45 for "CLICK&GO" technology connection. Complete with buzzer.
- 12 Vdc/70 mA power supply

Kit 2 for one door - for example "interlocking system" composed of:

- n. 2 FLAT-DUALUX ultra-slim type 6 stop/go displays (without thickness, only 1 mm!)
- n. 2 round joint cables (2mt long) complete with pin junction terminals
- n. 1 converter with 2 pin inputs and output with 1 Plug female connector 8-pole quick coupling RJ45 for "CLICK&GO" technology connection. Complete with buzzer
- 12 Vdc/140 mA power supply

Models for 24Vdc power supply (on request)

FLAT-DUALUX ultra-slim type 6 stop/go display, with "CLICK&GO" technology

Kit 1 same characteristics as the model above but for a 24Vdc/40 mA power supply.

Kit 2 same characteristics as the model above but for a 24Vdc/80 mA power supply.

034986CWF2K1
(complete Kit 1)

034986CWF2K2
(complete Kit 2)

034986CWF4K1
(complete Kit 1)

034986CWF4K2
(complete Kit 2)

Special configurations available at extra charge

- FLAT-DUALUX stop/go display with customer's and/or customized logo (on request)

Attention!

The innovative "CLICK & GO" technology reduces the time required to route cables and enables you to perform your systems with reliability. It is sufficient to use our pre-cabled "WIREX" cables (see sections "WIREX cables").

STANDARD EQUIPMENT

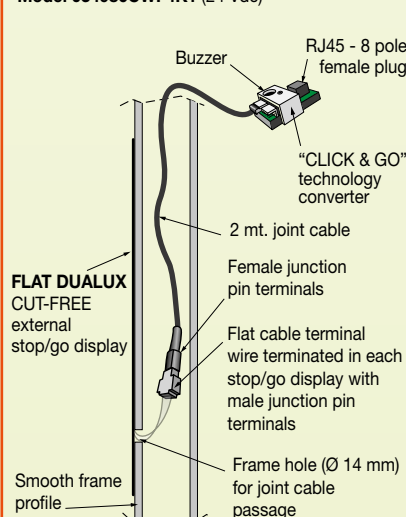
Kit 1 for one door - for example "pass box"

composed of:

- n. 1 FLAT-DUALUX stop/go display (type 6)
- n. 1 joint cable
- n. 1 Click&Go converter

Model 034986CWF2K1 (12 Vdc)

Model 034986CWF4K1 (24 Vdc)



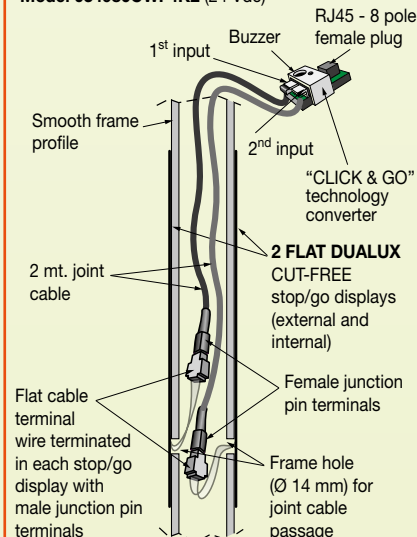
Kit 2 for "interlocked" doors


composed of:

- n. 2 FLAT-DUALUX stop/go displays (type 6)
- n. 2 joint cables
- n. 1 Click&Go converter

Model 034986CWF2K2 (12 Vdc)

Model 034986CWF4K2 (24 Vdc)





PROFESSIONAL STOP/GO DISPLAYS FLAT-DUALUX ultra-slim

Complete with converter for immediate wiring
8-pole quick coupling RJ45 PLUG for easy installation

Export Product-list
January 2018



TECNODIMENSIONE®

Type **7** - "FLUSH" with support flange
even for installation on uneven rough surfaces

Ordering information



Q.ty

MODELS

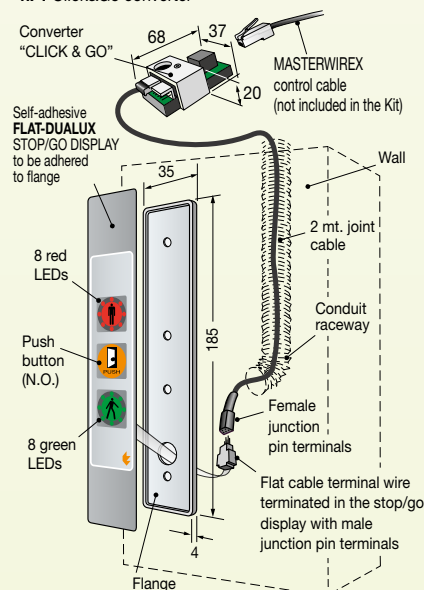
N°

Type **7** on the "SAME PLANE"

KIT 1 with support flange for wall or frame mount with uneven surfaces.

composed of:

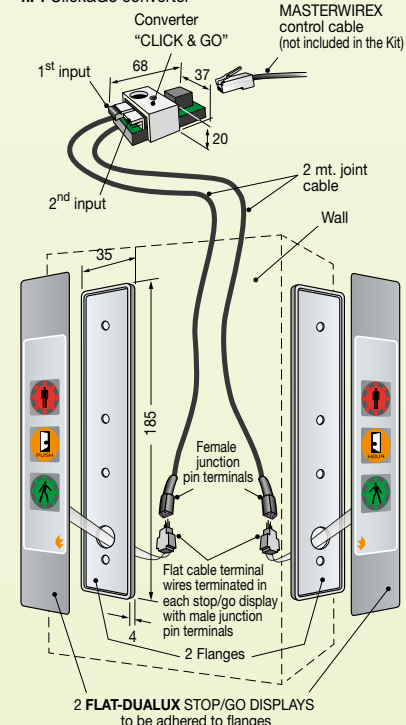
- n. 1 FLAT-DUALUX type 7 stop/go display with silver coloured anodised aluminium flange
- n. 1 joint cable
- n. 1 Click&Go converter



KIT 2 with support flange for wall or frame mount with uneven surfaces.

composed of:

- n. 2 FLAT-DUALUX type 7 stop/go displays with 2 silver coloured anodised aluminium flanges
- n. 2 joint cables
- n. 1 Click&Go converter



(overall dimensions in mm)

Stop/go display group with ultra-slim support flange for "flush" mount on uneven surfaces like plaster, drywall, cement, travertine or wood, etc.

It is a "thin" electronic plate applied to the wall (or any surface) with 4 small screws.

Models for 12 Vdc power supply

FLAT-DUALUX type 7 stop/go display with ultra-slim support flange (only 4 mm!) for "flush" mount on any type of frame or wall, even with uneven surfaces.

- Green/Red LED light + buzzer + N.O. push button (N.C. when pressed).

Kit 1 for one door - for example "pass box" composed of:

- n. 1 FLAT-DUALUX type 7 ultra-slim stop/go display with anodised aluminium flange (only 4 mm thick!)
- n. 1 round joint cable (2mt long) complete with pin junction terminal
- n. 1 converter with pin inputs and output with 1Plug female connector 8-pole quick coupling RJ45 for "CLICK&GO" technology connection. Complete with buzzer.
- 12 Vdc/70 mA power supply

Kit 2 for one door - for example "interlocking system" composed of:

- n. 2 1 FLAT-DUALUX type 7 ultra-slim stop/go display with anodised aluminium flange (only 4 mm thick!)
- n. 2 round joint cables (2mt long) complete with pin junction terminals
- n. 1 converter with 2 pin inputs and output with 1Plug female connector 8-pole quick coupling RJ45 for "CLICK&GO" technology connection. Complete with buzzer
- 12 Vdc/140 mA power supply

034987CWF2K1
(complete Kit 1)

034987CWF2K2
(complete Kit 2)

Models for 24Vdc power supply (on request)

FLAT-DUALUX ultra-slim type 7 stop/go display with flange and "CLICK&GO" technology

Kit 1 same characteristics as the model above but for a 24Vdc/40 mA power supply.

Kit 2 same characteristics as the model above but for a 24Vdc/80 mA power supply.

034987CWF4K1
(complete Kit 1)

034987CWF4K2
(complete Kit 2)

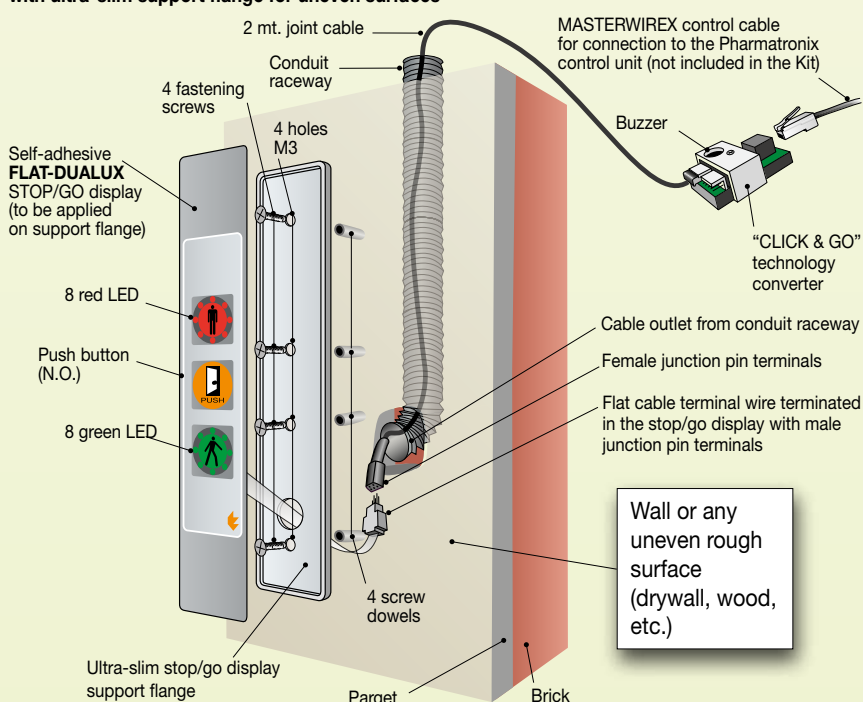
Special configurations available at extra charge

- FLAT-DUALUX stop/go display with customer's and/or customized logo (on request)

Attention!

The innovative "CLICK & GO" technology reduces the time required to route cables and enables you to perform your systems with reliability. It is sufficient to use our pre-cabled "WIREX" cables (see sections "WIREX cables").

Example of FLAT-DUALUX type 7 stop/go display application complete with ultra-slim support flange for uneven surfaces



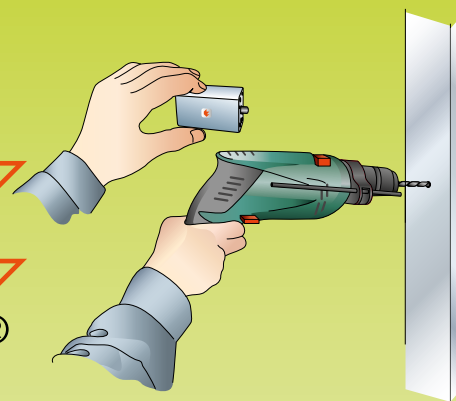
Solenoid drop bolts, electrical door strikes and electromagnets in "CLEAN COVER" case made by solid block of anodised aluminium.

No cutting the frame
no work on internal frame grain!

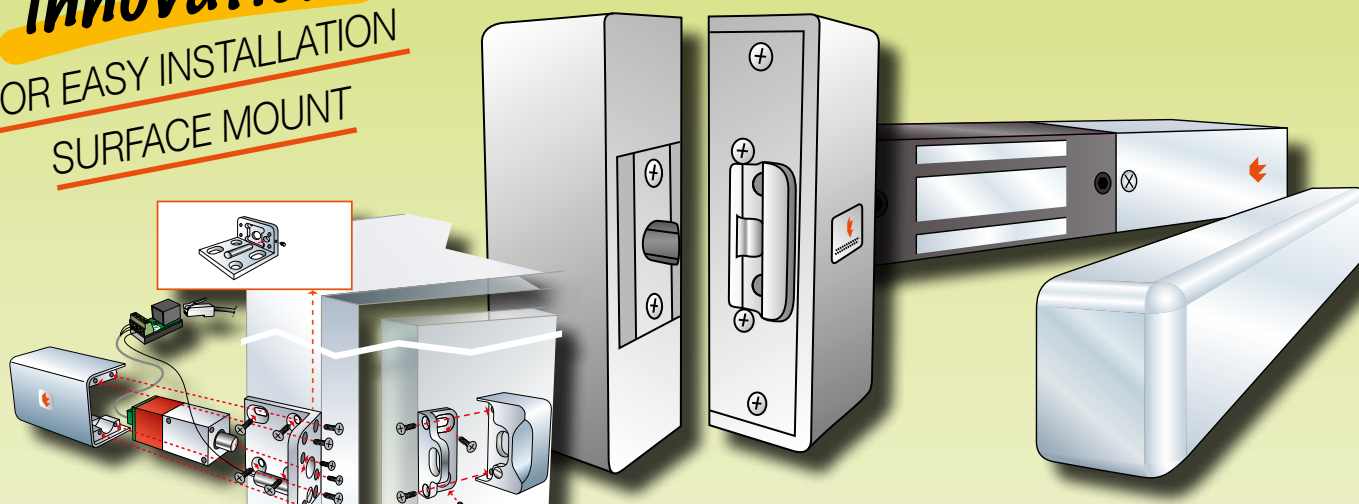
Only a portable drill is needed to easily install **DRILL&GO** devices on any frame.

DRILL&GO

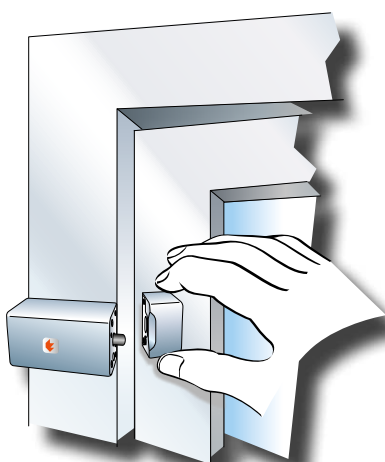
Cut-Free®




innovation
FOR EASY INSTALLATION
SURFACE MOUNT



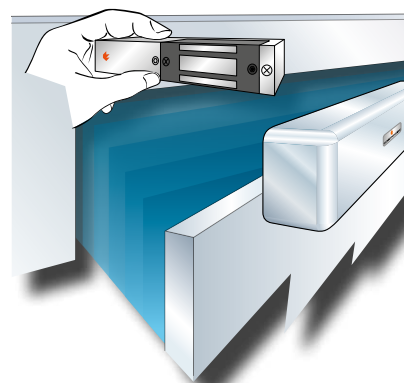
MICROREDLOCK
in "CLEAN COVER"
for surface-mounting



SLIM-DOORSTRIKE
in "CLEAN COVER"
for surface-mounting



SLIM-MINISENTRYLOCK
in "CLEAN COVER"
for surface-mounting



MICROREDLOCK, SLIM-DOORSTRIKE, SLIM-MINISENTRYLOCK

All provided with a "CLEAN COVER" made from silver-coloured, solid anodized aluminium, ultra-slim, designed to be easily installed on the door surface without any holes and/or cuts in the frame...
... it's **DRILL&GO CUT-FREE!**

MICROREDLOCK SLIM-DOORSTRIKE SLIM-MINISENTRYLOCK

professional electrical locks Tecnodimensione
for easy installation surface mount

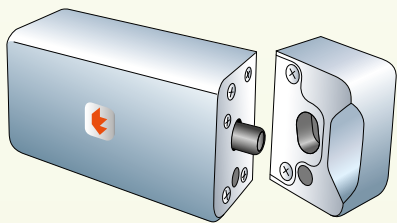
with technology

innovation



No cutting the frame
no work on
internal frame grain!

Only a portable drill is needed
to easily install
DRILL&GO devices on any frame.



FOR EASY INSTALLATION
SURFACE MOUNT

DRILL&GO
Cut-Free®

innovation

MICROREDLOCK in "CLEAN COVER" for easy installation surface mount PROFESSIONAL TECNODIMENSIONE ELECTRICAL DROP BOLTS

With full coverage "CLEAN COVER" made by solid block of anodised aluminium.


One unit...
for 4 different needs.

- 1st** No frame cutting nor work on internal nervures.
Just drill to install = **DRILL&GO CUT-FREE**
- 2nd** instant wiring ZEROTIME = **Click&Go**
- 3rd** housed into CLEAN COVER fully made by a solid block of anodised aluminium, easy to clean with appropriate detergents = **CLEAN**
- 4th** fail-safe; it automatically unlocks in the event of power failure freeing the door for emergency exit also in the event of fire = **FAIL-SAFE**

IDEAL FOR SURFACE APPLICATIONS
ON "CLEAN ROOM" LOCKS.

1st
DRILL&GO
CUT-FREE

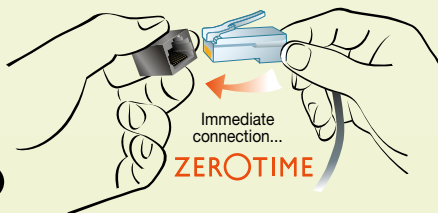
DRILL&GO
Cut-Free®



MICROREDLOCK

it is ultra-slim, designed to be easily installed
on the door surface without any
holes and/or cuts in the frame...
... it's **DRILL&GO CUT-FREE!**


2nd
Click&GO



Insert the plug connector... snap it in place...
that's all you need
for a perfectly working system...

Click&Go!

3rd **CLEAN**



MICROREDLOCK


housed into protective smooth "CLEANCOVER"
(roughness-free) ...
easy to clean with appropriate detergents...
... it's **CLEAN!**

4th
FAIL-SAFE



MICROREDLOCK

Automatic fail-safe unlock = bolt "in"
without power, bolt "out" when powered.
In the event of fire or power failure it
automatically unlocks freeing the exit...
... it's **FAIL-SAFE!**



UNIVERSAL ELECTRICAL DROP BOLTS

MICROREDLOCK

in "CLEAN COVER"

by single block for easy surface mount

Export Product-list
January 2018



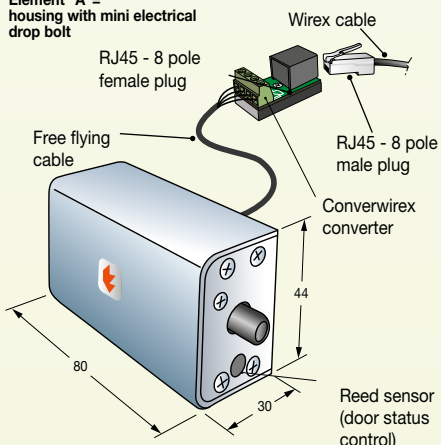
TECNODIMENSIONE®

Mini-electrical drop bolt with full coverage "CLEAN COVER" made by solid block of anodised aluminium. Ideal for surface mount and surface applications on any type of "CLEAN ROOM" door frame.

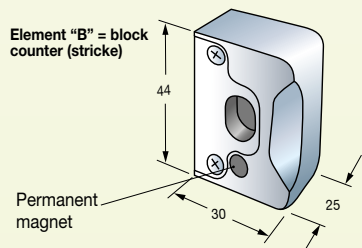
ordering information		Q.ty
MODELS		N°

MICROREDLOCK "Click & Go" for surface mounting in protective "CLEAN COVER" housing

Element "A" = housing with mini electrical drop bolt



Element "B" = block counter (stricke)



(overall dimensions in mm)

Ultra compact MICROREDLOCK mini-electrical drop bolt housed in protective "smooth" (roughness-free) and easy to clean case. Manageable and easy to install on door surfaces without any need to drill and/or cut door frames.

Models for 12 Vdc power supply

MICROREDLOCK mini-electrical drop bolt in "CLEAN COVER". Complete with flying cable (2m) with "CLICK & GO" Converwirex converter with 1 female RJ45-8 pole quick fit plug for instant connection to the Pharmatronix control unit via structured and pre-assembled Wirex cables. Protective Anticorodal, anodised and mechanically brushed aluminium "CLEAN COVER" made by solid block for easy installation with concealed retractable non-removable bracket.

The kit contains two components:

element "A": is the case that includes the electrical drop bolt to be secured on the door counter frame.

element "B": is the loose reference bolt to be secured on the door leaf frame matching element "A".

- FAIL-SAFE (anti-panic = unlock without power) version with 100% ED coil for a continuous operation.
- Includes a Reed sensor to control door status.
- Power supply 12 V DC/390 mA.
- Element A dimensions 80 x 30 x 44 mm
- Element B dimensions 25 x 30 x 44 mm
- Weight g 320

Models for 24Vdc power supply (on request)

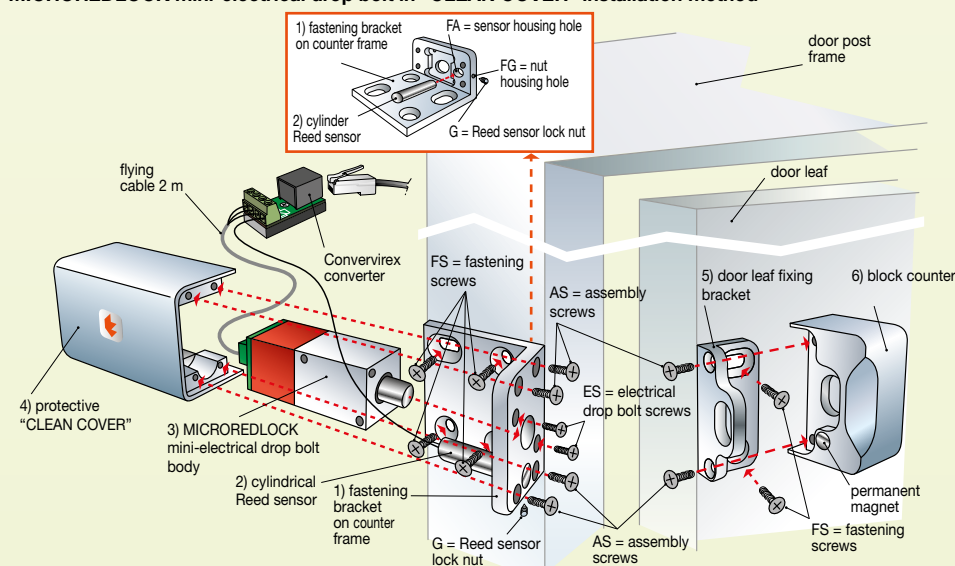
Models with 24Vdc power supply (on request)

Mini-electrical drop bolt for MICROREDLOCK surface mount in "CLEAN COVER" like above but with 24Vdc/140mA power.

00803A2RCZW
Lh/Rh reversible

00803A4RCZW

MICROREDLOCK mini-electrical drop bolt in "CLEAN COVER" installation method



Element "A" exploded view

"CLEAN COVER" that includes the mini-electrical drop bolt (to be secured on the counter frame)

Element "A" assembly sequence
to be secured on counter frame:

- secure the bracket (1) on the counter frame with the four FS fastening screws.
- place the cylinder Reed sensor (2) in the matching FA hole.
- lock the sensor by screwing the G nut into the FG hole.
- secure the mini-electrical drop bolt body (3) to the bracket (1) with the two supplied ES screws.
- insert the protective cover (4) over the assembled electrical drop bolt (3), + bracket (1) + sensor (2). Complete by securing the case (4) with the four supplied AS assembly screws that bind the components.

Element "B" exploded view

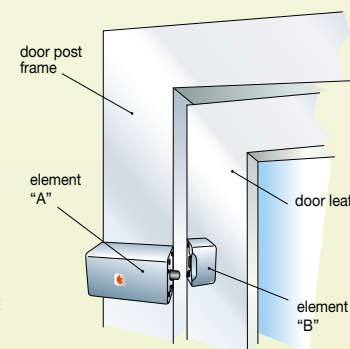
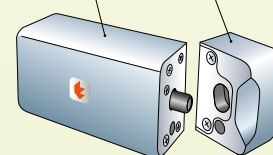
"CLEAN COVER" that includes the block counter bolt (to be secured on the door leaf)

Element "B" assembly sequence
to be fastened on the door leaf

- secure the bracket (5) on the door leaf with the two FS fastening screws.
- insert the block counter bolt (6) on the bracket and fasten together with the two supplied AS assembly screws that bind the two components together.

Example of a door complete with permanently assembled MICROREDLOCK mini-electrical drop bolt

element "A" (mini-electrical drop bolt)
element "B" (block counter)




Note:

AS = 6 supplied assembly screws
ES = 2 supplied electrical drop bolt screws.

FS = 6 fastening screws supplied by the installer (based on the type of door frame).

G = 1 supplied nut.

INNOVATION



SLIM-DOORSTRIKE

in "CLEAN COVER" for easy installation surface mount

PROFESSIONAL TECNODIMENSIONE ULTRA COMPACT ELECTRICAL DOOR STRIKE

With full coverage "CLEAN COVER" made by single block of anodised aluminium.

One unit...
for 4 different needs.

- 1st** No frame cutting nor work on internal nervures.
Just drill to install = **DRILL&GO CUT-FREE**
- 2nd** instant wiring ZEROTIME = **Click&Go**
- 3rd** housed into CLEAN COVER fully made by single block of anodised aluminium, easy to clean with appropriate detergents = **CLEAN**
- 4th** fail-safe; it automatically unlocks in the event of power failure freeing the door for emergency exit also in the event of fire = **FAIL-SAFE**

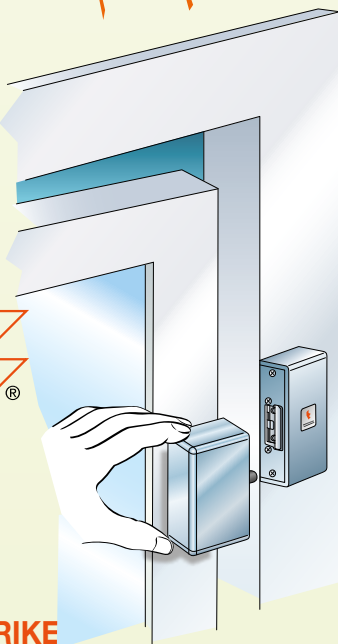
FOR EASY INSTALLATION
SURFACE MOUNT

innovation

IDEAL FOR SURFACE APPLICATIONS
ON "CLEAN ROOM" LOCKS

1st
DRILL&GO
CUT-FREE

DRILL&GO
Cut-Free®

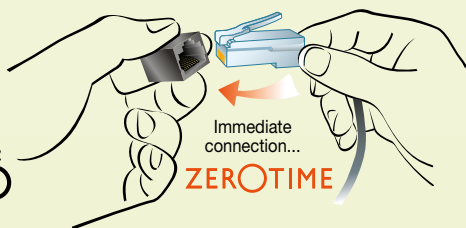


SLIM-DOORSTRIKE

it is ultra slim, designed to be easily installed on the door surface without any holes and/or cuts in the frame...

... it's **DRILL&GO CUT-FREE!**

2nd
Click&Go




Insert the plug connector... snap it in place...
that's all you need
for a perfectly working system...

Click&Go!


3rd **CLEAN**

SLIM-DOORSTRIKE

housed into protective smooth
"CLEAN COVER"
(roughness-free) ...
easy to clean with
appropriate detergents...
... it's **CLEAN!**






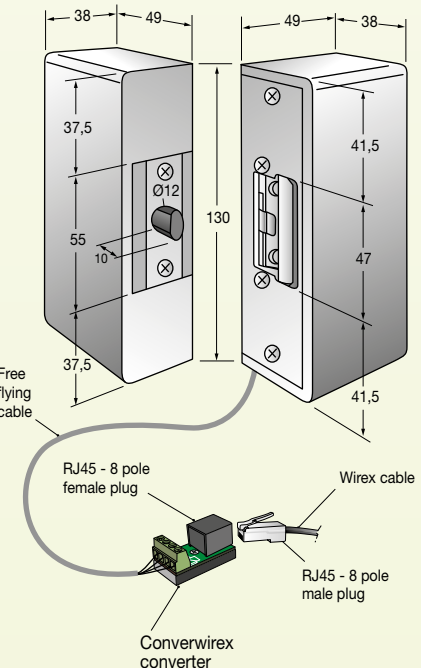
4th
FAIL-SAFE



SLIM-DOORSTRIKE

Automatic fail-safe unlock.
In the event of fire or power failure it
automatically unlocks freeing the exit...

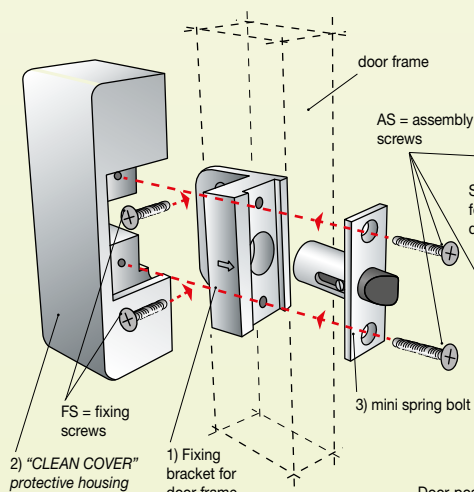
... it's **FAIL-SAFE!**

	<div>ULTRA COMPACT ELECTRICAL DOOR STRIKE</div> <div>SLIM-DOORSTRIKE</div> <div>in "CLEAN COVER"</div> <div>by single block for easy surface mount</div>	<div>Export Product-list</div> <div>January 2018</div> <div></div> <div>TECNODIMENSIONE®</div>
	<div>Electrical door strike with full coverage "CLEAN COVER" made by single block of anodised aluminium.</div> <div>Ideal for surface mount and surface applications on any type of "CLEAN ROOM" door frame.</div>	<div>Ordering information</div> <div></div> <div>MODELS</div> <div></div> <div>Q.ty</div> <div>N°</div>
<div>"CLICK & GO" SLIM-DOORSTRIKE</div> <div>for surface mounting in protective</div> <div>"CLEAN COVER" housing</div> <div><div>Element "A"=</div><div>CLEANCOVER housing</div><div>lock with mini spring bolt</div><div>Element "B"=</div><div>CLEANCOVER</div><div>housing with door strike</div></div> <div></div> <div>(overall dimensions in mm)</div>	<div>Ultra compact SLIM-DOORSTRIKE electrical door strike housed into protective "smooth" (roughness-free) and easy to clean case. Manageable and easy to install on door surfaces without any need to drill and/or cut door frames.</div> <div>Models for 12 Vdc power supply</div> <div>SLIM-DOORSTRIKE electrical door strike in "CLEAN COVER". Complete with flying cable (2m) with "CLICK & GO" Converwirex converter with 1 female RJ45-8 pole quick fit plug for instant connection to the Pharmatronix control unit via structured and pre-assembled Wirex cables.</div> <div>Protective Anticorodal, anodised and mechanically brushed aluminium "CLEAN COVER" made by single block for easy installation with concealed non-removable bracket.</div> <div>The kit contains two components:</div> <div>element "A": is the case that includes the electrical reference to be secured on counter frame.</div> <div>element "B": is the loose reference bolt to be secured on the door leaf frame matching element "A".</div> <div><div>- FAIL-SAFE (anti-panic = unlock without power) version with 100% ED coil for a continuous operation.</div><div>- Includes a Reed sensor to control door status.</div><div>- Power supply 12 V DC/390 mA.</div><div>- Overall dimensions 137 x 49 x 38 mm (for each of the two units)</div><div>- Weight kg 1,100</div></div> <div>Models for 24Vdc power supply (on request)</div> <div>Electrical door strike for surface mount</div> <div>SLIM-DOORSTRIKE in "CLEAN COVER" idem c.s. like above but with 24Vdc/140mA power.</div>	<div></div> <div></div> <div></div> <div>0158J12DCW</div> <div>Lh/Rh reversible</div> <div>kit for pull-open</div> <div>doors</div> <div>0158J12SCW</div> <div>Lh/Rh reversible</div> <div>kit for push-open</div> <div>doors</div> <div></div> <div></div> <div>0158J14DCW</div> <div>0158J14SCW</div>

SLIM-DOORSTRIKE ELECTRICAL BOLT IN "CLEAN COVER" ASSEMBLY METHOD

"A" element exploded view

Housing protective which includes mini spring bolt (to be mounted on door)



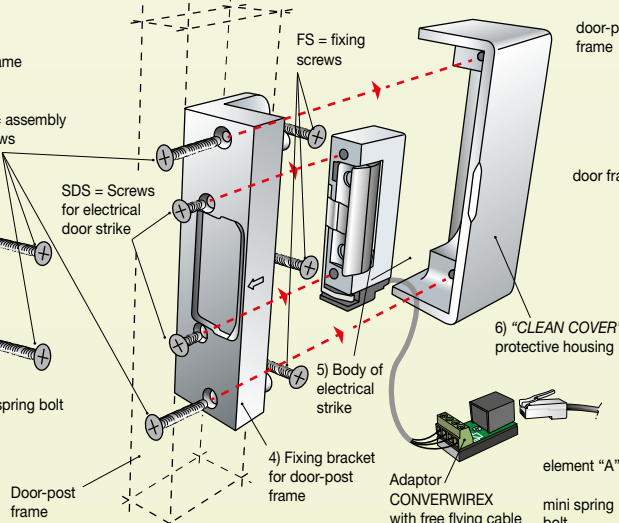
Assembly sequence for element "A"

to be mounted on door frame:

- secure the bracket (1) on the door with the two FS fixing screws
- Insert the protective housing (2) to cover the bracket (1).
- insert the mini spring bolt (3) in the hole in the bracket and assembly all parts with the two supplied pass-through AS screws that link all the three parts together.

"B" element exploded view

Housing protective "CLEAN COVER" which includes electrical door strike (to be mounted on door-post)

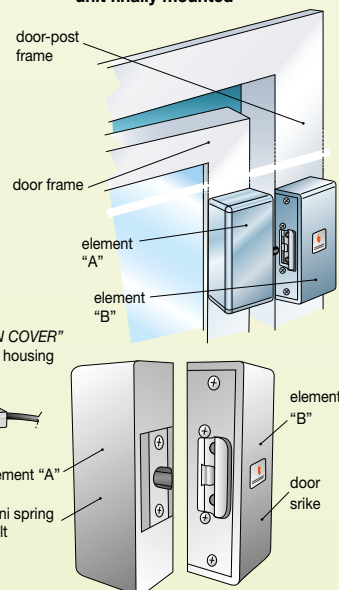


Assembly sequence for element "B"

to be mounted on door-post frame:

- secure the bracket (4) on the door-post with three FS fastening screws.
- secure the electrical door strike body (5) with the two SDS screws supplied with the bracket (4).
- insert the protective housing (6) to cover the bracket (4) with electrical door strike (5) and connect all parts with the two AS supplied pass-through screws that link all the three parts together.

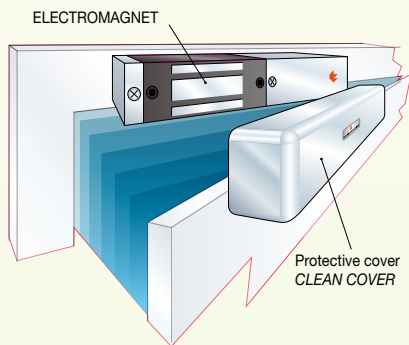
Example of one door complete with doorstrike
CLEANCOVER-DOORSTRIKE unit finally mounted



Note:

AS = 4 assembly screws
(+ SDS = 2 screws for electrical door strike) supplied together.

FS = 5 fixing and fastening screws on frame should be provided by installer (based on type of frame).



SLIM-MINISENTRYLOCK in "CLEAN COVER" for easy installation surface mount

TECNODIMENSIONE PROFESSIONAL ELECTROMAGNETS

Frontal door safety locks. Mini-compact unit with one-piece "CLEAN COVER" made of anodised aluminium.

One unit...
for 4 different needs.

FOR EASY INSTALLATION
SURFACE MOUNT

**DRILL&
Go**
Cut-Free®

innovation

1st No frame cutting nor work on internal nervures.
Just drill to install = **DRILL& GO CUT-FREE**

2nd instant wiring ZEROTIME = **Click&Go**

3rd housed into CLEAN COVER fully made by single block of anodised aluminium, easy to clean with appropriate detergents = **CLEAN**

4th fail-safe; it automatically unlocks in the event of power failure freeing the door for emergency exit also in the event of fire = **FAIL-SAFE**

IDEAL FOR SURFACE APPLICATIONS
ON "CLEAN ROOM" LOCKS.

1st
**DRILL&GO
CUT-FREE**

SLIM-MINISENTRYLOCK

it is ultra slim, designed to be easily installed on the door surface without any holes and/or cuts in the frame...

...i'ts **CUT-FREE!**

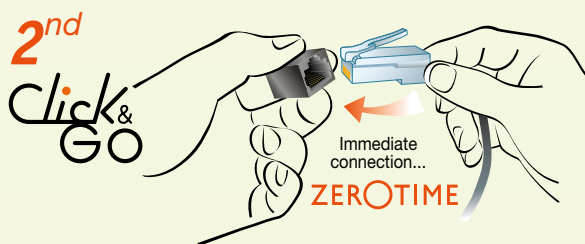
3rd
CLEAN

SLIM-MINISENTRYLOCK

housed into protective smooth "CLEAN COVER" (roughness-free) ...

easy to clean with appropriate detergents...

... i'ts **CLEAN!**



Insert the plug connector... snap it in place...
that's all you need
for a perfectly working system...

Click&Go!

4th
FAIL-SAFE




SLIM-MINISENTRYLOCK

Automatic fail-safe unlock.

In the event of fire or power failure it automatically unlocks freeing the exit...

... i'ts **FAIL-SAFE!**



PROFESSIONAL MINI ELECTROMAGNETS SLIM-MINISENTRYLOCK in "CLEAN COVER" Eletromagnetic crush-safe lock

Export Product-list
January 2018



TECNODINENSIONE®

Mini electromagnet with full coverage "CLEAN COVER" made by single block of anodised aluminium.
Ideal for surface mount and surface applications on any type of "CLEAN ROOM" door frame.

ordering
information

Q.ty

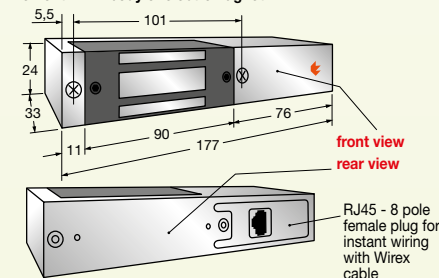
MODELS

N°

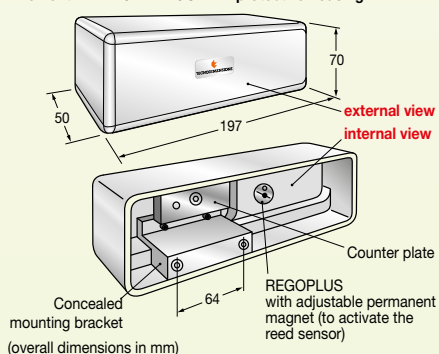
SLIM-MINISENTRYLOCK "CLICK & GO"

for surface mounting in protective
"CLEAN COVER" housing

Element "A" = body of electromagnet



Element "B" = "CLEAN COVER" protective housing



Ultra compact mini electromagnet SLIM-MINISENTRYLOCK encased in protective "smooth" (roughness-free) and easy to clean case. Manageable and easy to install on door surfaces without any need to drill and/or cut door frames.

Models for 12 Vdc power supply

Mini electromagnet SLIM-MINISENTRYLOCK in "CLEAN COVER" "CLICK & GO" technology, with 1 female RJ45-8 pole quick fit plug for instant connection to the Pharmatronix control unit via structured and pre-assembled Wirex cables.

The kit contains two components:

element "A": is the **electromagnet** (to be fitted to the top rail of the door frame) and

element "B": which is the **protective "CLEAN COVER"** (to be fitted over component "A" on the upper side of door leaf).

- 12 Vdc/70 mA power supply (units with very low consumption).
- Pressure resistance 60 Kp (equivalent to 600 Newton) to be enough and prevent adequately un-authorized opening of the door.

- Frontal lock with strike plate (armature)
- Adjustable Regoplus proximity reed sensor for controlling door status with 1A SPDT switch.

- Protective Anticorodal, anodised and mechanically brushed aluminium "CLEAN COVER" made by single block for easy installation with concealed non-removable bracket.

- Dimensions 197 x 70 x 50 mm

- Weight Kg 1.55

0020804A2UW

Models for 24 Vdc power supply

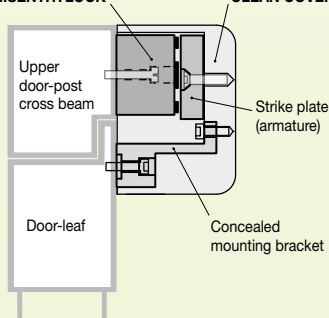
SLIM-MINISENTRYLOCK with "CLICK & GO" electromagnet as above but for a 24 V DC /50 mA power supply

0020804A4UW

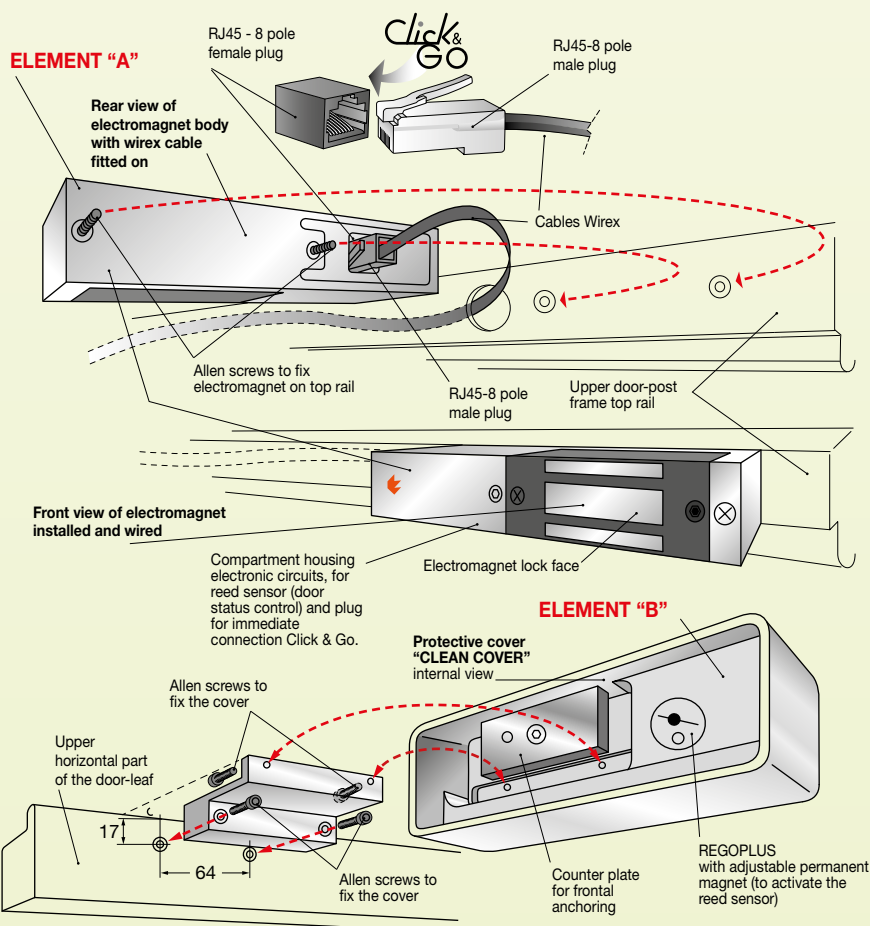
CROSS SECTION VIEW

Element "A"
Electromagnet
SLIM-MINISENTRYLOCK

Element "B"
protective cover
"CLEAN COVER"

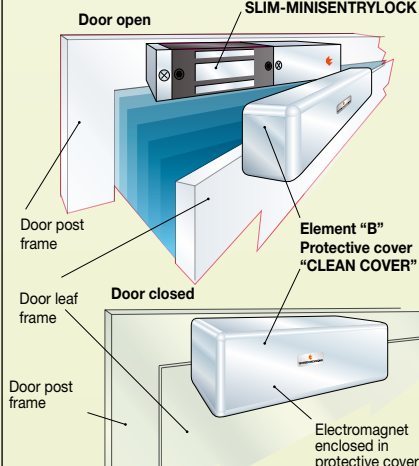


EXAMPLES OF WIREX FAST CONNECTING CABLES FOR "CLICK & GO" MODELS



Element "A"
Electromagnet
SLIM-MINISENTRYLOCK

Element "B"
Protective cover
"CLEAN COVER"



INNOVATION

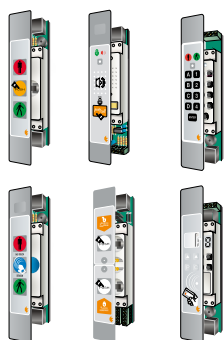
TECNODIMENSIONE PROFESSIONAL ANCILLARIES FOR INSTALLATION

Example of a door equipped
with devices, electric locks and accessories

DEVICES

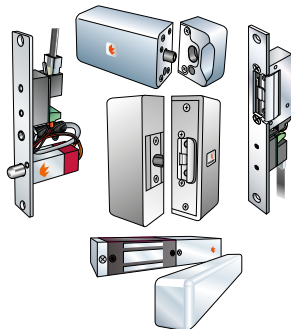
STOP/GO DISPLAYS

INTERCOMS
ALPHANUMERICAL
KEYPADS,
BADGE READERS



ELECTRICAL LOCKS

ELECTRICAL
DROP BOLTS
ELECTROMAGNETS

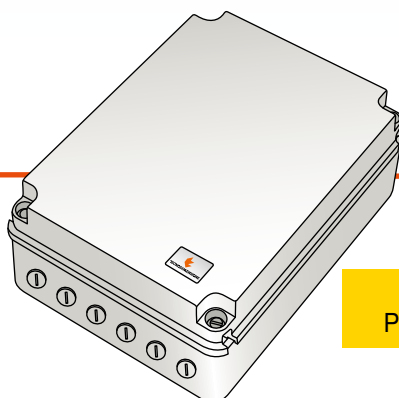
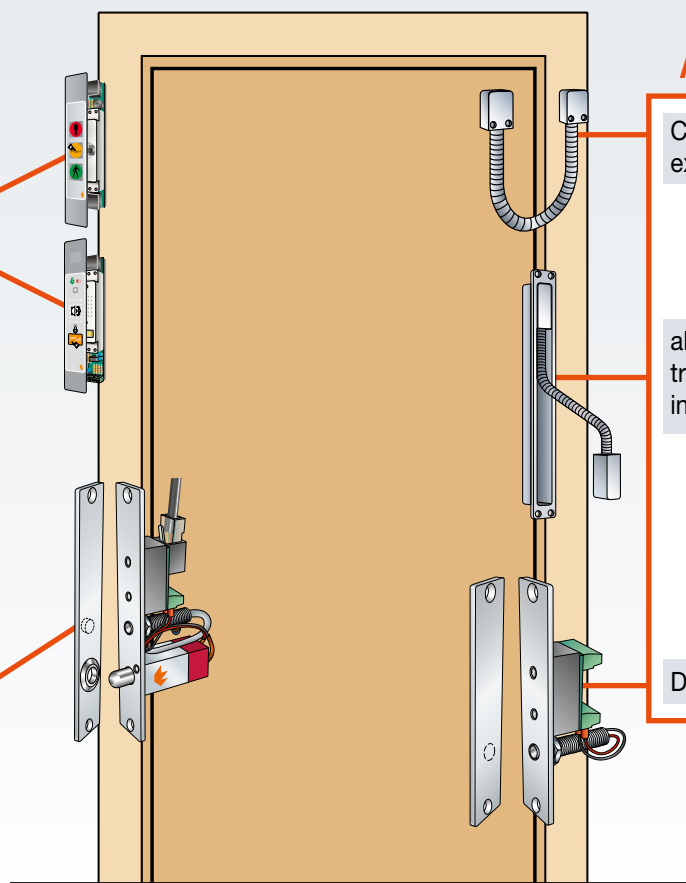


ANCILLARIES

Cable transfer
external






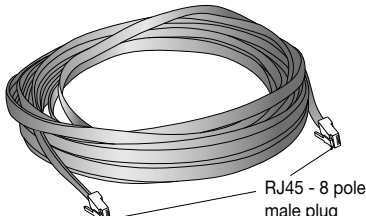
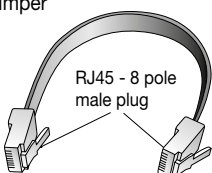
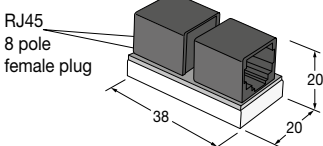
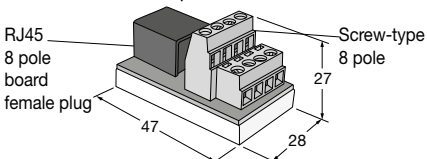
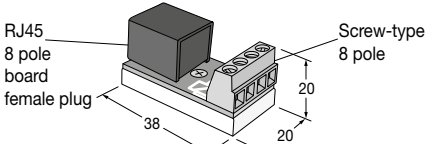
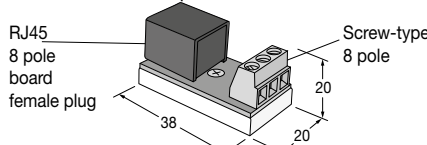
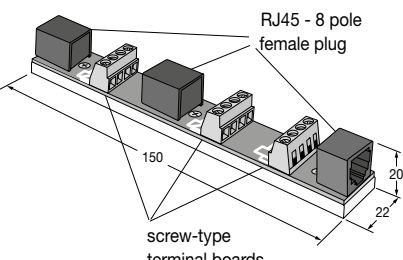
alternatively cable
transfer "concealed"
internal

Door status sensor

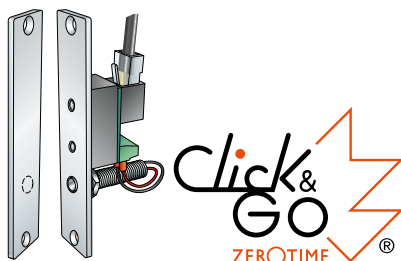


Control unit
PHARMATRONIX



<div></div>	<div><h2>ACCESSORIES</h2><p>for structured and pre-configured WIREX cables</p><p>with RJ45 8-pole quick fitting plug, "Click&Go" technology, for a more practical installation and immediate cable routing</p><p>ZEROTIME</p></div>	<div><p>Export Product-list</p><p>January 2018</p><div></div><p>TECNODINENSIONE®</p><table><tr><td>ordering information </td><td></td><td></td><td>Q.ty</td></tr><tr><td>MODELS</td><td></td><td></td><td>N°</td></tr></table></div>			ordering information 			Q.ty	MODELS			N°
ordering information 			Q.ty									
MODELS			N°									
<div>MASTERWIREX cable</div> <div><p>RJ45 - 8 pole male plug</p></div>	<div>MASTERWIREX</div> <div>MASTERWIREX control cable (to interconnect the Stop/Go displays at Pharmatronix unit/VOXTRONIX module), "CLICK & GO" technology, with 2 RJ45 8-pole male/male end plugs. Flat cable, standard length of 10 m, black.</div> <div>Cable, same features as the model above, for the interconnection of the electric drop bolt to the control unit.</div> <div>Cable, same features as the model above, for the interconnection of auxiliary units to the control unit.</div> <div>Cable, same features as the model above, for the interconnection of the sensors to the control unit.</div>	<div>034928WD</div>										
<div>TANDEMWIREX jumper</div> <div><p>RJ45 - 8 pole male plug</p></div>	<div>TANDEMWIREX</div> <div>TANDEMWIREX jumper designed to be used to link 2 Stop/Go displays (in master/slave configuration), "CLICK & GO" technology, with 2 RJ45 8-pole male/male end plugs. Flat cable, standard length of 20 cm, black.</div>	<div>034916W</div>										
<div>DUPLOWIREX coupling</div> <div><p>RJ45 8 pole female plug</p></div>	<div>DUPLOWIREX COUPLING</div> <div>DUPLOWIREX coupling, made of RJ45 8-pole female plugs for the immediate extension of WIREX cables.</div>	<div>034918FFW</div>										
<div>CONVERWIREX adapter- Version 8</div> <div><p>RJ45 8 pole board female plug</p><p>Screw-type 8 pole</p></div>	<div>CONVERWIREX</div> <div>CONVERWIREX adapter designed to be used to convert the output of MASTERWIREX cables, fitted with one RJ45 8-pole male plug. Constituted by one RJ45 8-pole female plug and 8 screw-type terminals for conventional cables. For the conversion of RJ45 8-pole pin-to-pin outputs on 8 screwtype terminals.</div>	<div>034918W</div>										
<div>CONVERWIREX adapter- Version 4</div> <div><p>RJ45 8 pole board female plug</p><p>Screw-type 8 pole</p></div>	<div>CONVERWIREX adapter designed to be used to convert the output of MASTERWIREX cables, fitted with one RJ45 8-pole male plug. Constituted by one RJ45 8-pole female plug and 4 screw-type terminals for conventional cables. For the conversion of RJ45 R 3+3+1+1 8-pole outputs on 4 screw-type terminals.</div>	<div>034914W</div>										
<div>CONVERWIREX adapter- Version 3</div> <div><p>RJ45 8 pole board female plug</p><p>Screw-type 8 pole</p></div>	<div>CONVERWIREX adapter designed to be used to convert the output of MASTERWIREX cables, fitted with one RJ45 8-pole male plug. Constituted by one RJ45 8-pole female plug and 3 screw-type terminals for conventional cables. For the conversion of RJ45 R 3+2+3 8-pole outputs on 3 screw-type terminals.</div>	<div>034913W</div>										
<div>DUALWIREX adapter for doors with 2 leaves</div> <div><p>RJ45 - 8 pole female plug</p><p>screw-type terminal boards</p></div>	<div>DUALWIREX adapter to simultaneously control each of the 2 leaves (of a door with 2 leaves). The adapter can be connected to the two respective Reed proximity sensors (sensors that controls the door approaching) and/or to the electric locking system fitted with an independent door status sensor. The adapter comes with an 8-pole quick fitting RJ45 plug for the instantaneous connection of WIREX cables using the "Click & Go" technology.</div> <div>Note: the screw-type terminal boards built-in the adapter are used for conversion internal connections configured in the factory.</div>	<div>034924W</div>										

(overall dimensions in mm)



PROFESSIONAL PROXIMITY SENSORS

SLIM-PROXY

With quick fitting 8 pole RJ45 plug to simplify installation and wiring

Export Product-list

January 2018



TECNODIMENSIONE®

Magnetic Reed sensor complete with flange and counterflange in anodised aluminium with "silver" finish for flush mounting.
Ideal for "clean rooms".

Ordering information



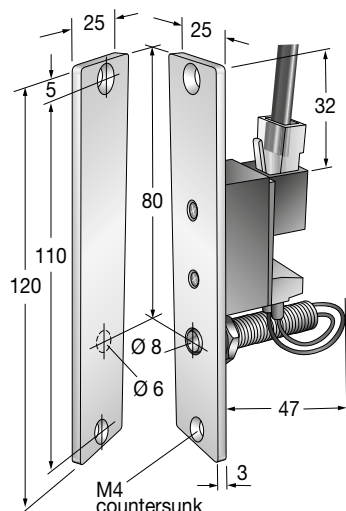
Q.ty

MODELS

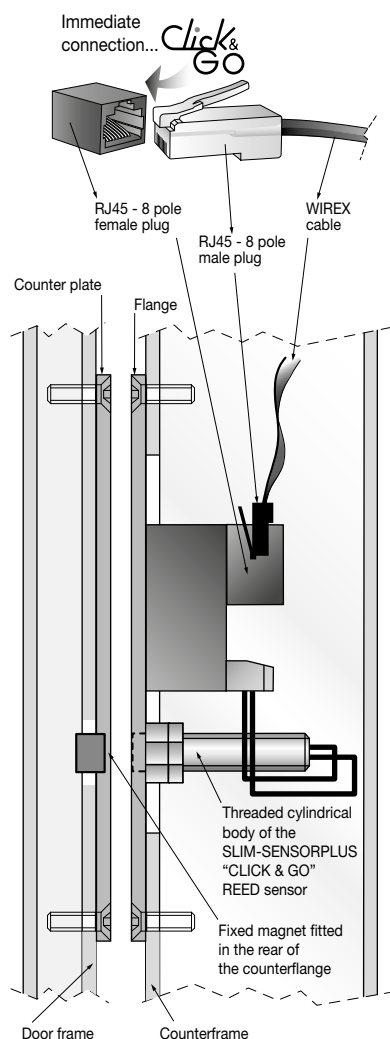
N°

SLIM-PROXY SENSOR "CLICK & GO"

For recess mounting



EXAMPLE OF IMMEDIATE ASSEMBLY



Recess-mounting proximity sensor to control the approaching of the door. Designed to be used in systems with "inter-signalling" logic (that is without electrical locking systems).
The proximity sensor can alternatively be used to control the approaching of the inactive door leaf for doors with two leaves.
Suitable both for inter-signalling and interlocking systems.

Models for 12 Vdc power supply

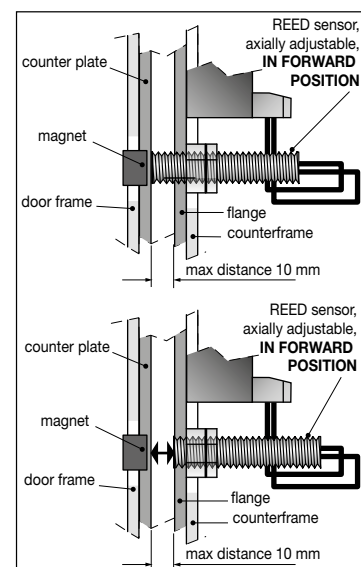
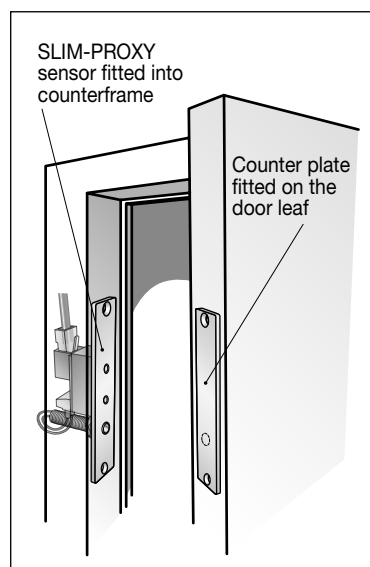
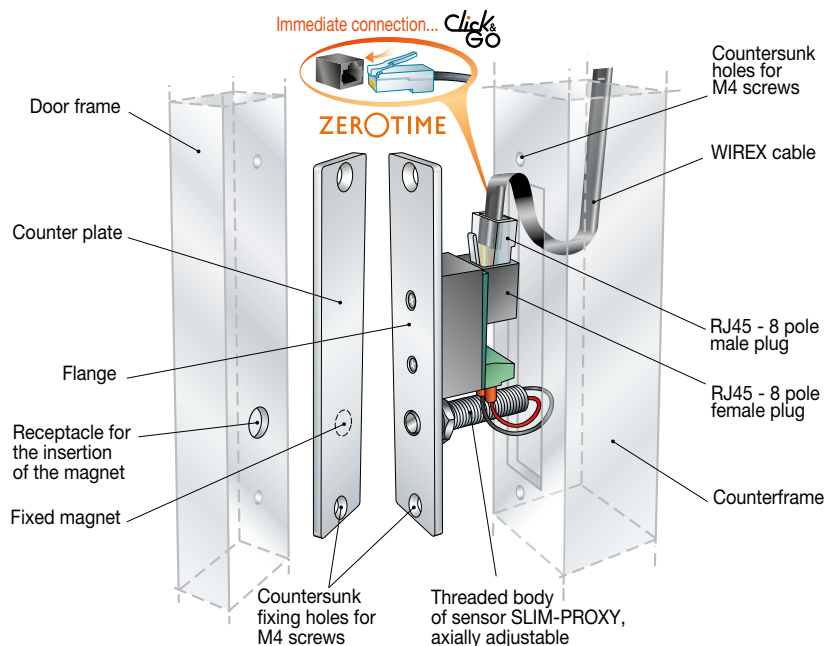
SLIM-PROXY Reed sensor for flush mounting with "CLICK & GO" technology. Fitted with 1 8-pole female quick fitting RJ45-8 connector for instantaneous connections.



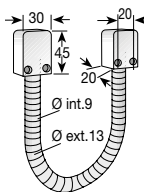

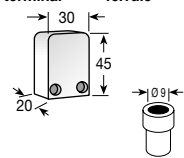
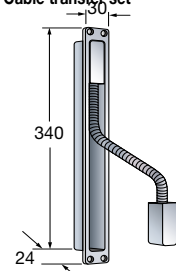
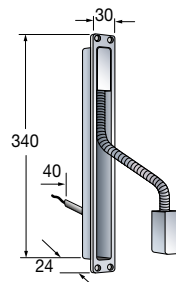
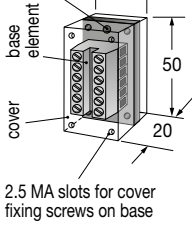
- Reed sensor to control the approaching of the door (axially adjustable)
- SPDT switching output contacts (dry) capacity 0.9/12 V

Fitted with flange and counterflange in anodised aluminium with "silver" finish and high flow magnet built-in on the rear of the reference counterflange.

032111WF

EXAMPLES OF WIREX FAST CONNECTING CABLES FOR "CLICK & GO" MODELS



PROFESSIONAL ANCILLARIES FOR CABLE TRANSFER ELECTRICAL WIRING ARRANGEMENT cable transfer (traditional wiring; not WIREX type) set with heavy duty protective flexible conduit to provide the cable wiring between door frame and door, for direct permanent current line (ideal for wiring connections of electrical bolts, magnetic locks, electronic devices, touch-sensitized push handles and so on)			Export Product-list January 2018  TECNODINENSIONE® Ordering information 		
		SERIES	MODELS		Q.ty N°
MEDICABLEX 	CABLEX EXTERNAL EXPOSED "TEAR-PROOF" EXECUTION <p>"Medium gauge" cable transfer protective set composed of 1 zinc-coated metallic flexible conduit 30cm long, internal Ø 9mm including 2 metallic "ferrules" (final ring spouts). With 2 conduit terminals, heavy duty tear-proof anodized aluminium type natural "silver" coloured = F.</p> <p>"Medium gauge" cable transfer protective set composed of 1 zinc-coated metallic flexible conduit 30 cm long, internal Ø 9mm ; including 2 metallic "ferrules" as above mentioned but complete with 2 anodized aluminium conduit terminals, dark brown "coloured" = N.</p>	MEDICABLEX MEDICABLEX	031301F 031301N		
"Bulk" flexible conduit 	Flexible cable protective conduit "in bulk" (one skein 10 mt long) to be cutted to pieces. <p>"Medium gauge" flexible protective cable conduit, zinc-coated metallic type. External diameter Ø 13mm internal diameter Ø 10mm (measured without ferrules)</p>		031305Z	(10 mt skein)	
Medium M terminal Medium M ferrule 	ANCILLARIES FOR FLEXIBLE PROTECTIVE CABLE CONDUIT "IN BULK" <p>For "medium gauge" flexible protective cable (Ø 10mm int./ Ø 13mm ext.)</p> <p>"Medium gauge" heavy duty tear-proof conduit terminal M to fix the medium flexible conduit. Made by aluminium massive block and anodized in natural "silver" colour.</p> <p>"Medium gauge" conduit terminal M as above but "dark brown" coloured.</p> <p>"Medium gauge" metallic ferrule M final ring spout with bevelled edge to be screwed into each mouth of the piece of flexible conduit to ensure abrasion-free the inserted electrical cable.</p>		031309F 031309N 031313B	(set of 10 pc)	
CABLEX-IN Cable transfer set 	CABLEX-IN "CONCEALED" PROFESSIONAL EXECUTION <p>STANDARD TYPE for universal flush mounting either into door-frame or door</p> <p>"Concealed" cable transfer protective set composed of 1 stainless steel spring conduit 180mm long (extensible up to 25% more for door arrangement) internal diameter Ø 9mm, external diameter Ø 13mm. Flush mount housing made by massive block of aluminium, anodized in natural "silver" colour = F. Universal version to be installed either into door-frame or opposite way into the door.</p> <p>"Concealed" cable transfer protective set composed as above mentioned but with anodized aluminium housing "dark brown" coloured = N.</p>	CABLEX-IN CABLEX-IN	031302F 031302N		
Cable transfer set CABLEX-IN sensorized 	<p>"SENSORIZED" TYPE with built-in inaccessible proximity reed sensor, for "secret" door monitoring (door open/closed).</p> <p>"Concealed" cable transfer protective set composed of 1 stainless steel flexible spring conduit 180mm long (extensible up to 25% more for door arrangement) internal diameter Ø 9mm, external diameter Ø 13mm. Flush mount housing made by massive block of aluminium, anodized in natural "silver" colour = F. Special "sensorized" version with built-in "inaccessible" proximity reed sensor with output SPDT changeover dry contact 0,9A/12Vdc rated, complete with 3 wires cable 2 mt long.</p> <p>"Concealed" cable transfer protective set composed as above mentioned but with anodized aluminium housing "dark brown" coloured. Special "sensorized" version as above mentioned.</p>	CABLEX-IN CABLEX-IN	031302FZ 031302NZ		
DUAL-TERMINALS 3 MA slots for screw anchoring to surfaces 	DUAL-TERMINALS tri-modular with Flexicon technology With screw-type terminals for conventional cables <p>1-module DUAL-TERMINALS element with 6 input and 6 mirrored output terminals. Ideal for orderly grouping and compacting of all incoming and outgoing system wires in a single terminal box. Furthermore, specific slots let you professionally add on diodes, resistances, etc., when needed, by welding. It comes complete with protection and insulation cover to avoid direct contacts. Specific slots in the cover permit all types of fixtures. Overall cover dimensions 50 x 25 x 20.</p> <p>2-module DUAL-TERMINALS element same as the above but with 12 input and 12 mirrored output terminals. Overall cover dimensions 100 x 25 x 20.</p> <p>3-module DUAL-TERMINALS element same as the above but with 18 input and 18 mirrored output terminals. Overall cover dimensions 150 x 25 x 20.</p>		031501 031502 031503		

POWERBLOCK PROFESSIONAL POWER SUPPLIES

Export Product-list

January 2018



TECNODIMENSIONE®

Ordering information



Q.ty

MODELS

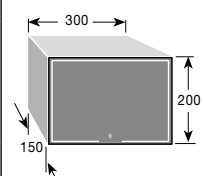
N°

POWER UNITS WITH BUILT-IN BATTERY CHARGER

All the types are equipped with special protections:

- electronic protection in case of short circuit of one or more elements of the batteries
- circuitry fully protected by fast fuses
- with "sealed type" safety transformer
- inside of the sealed transformer is built-in autoresettable "thermal protection device" at 110 °C threshold switching (to provide the complete switch-off of the transformer from the mains, with automatic switch-on when normal situation is restored)
- complete with 1,5mt long cable with europlug for 230Vac/50÷60Hz mains.

MINI-POWERBLOCK metallic housing version



POWER UNITS HOUSED IN HEAVY DUTY METAL CABINET FOR WALL MOUNTING
- door locked by screw. Compartment to hold 1 medium - size battery 6Ah/12Vdc (or 2 batteries x 1,9 Ah).

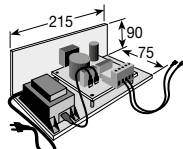
Power unit with built-in electronic battery charger, housed in heavy duty metal cabinet. Output for 12Vdc/2,7Amps total charge. Complete with "sealed type" safety transformer equipped with built-in autoresettable "thermal protection device" at 110 °C threshold switching. With 1,5 mt cable with europlug for 230Vac/50÷60Hz mains.

Power unit with built-in electronic battery charger, housed in heavy duty metal cabinet. Output for 24Vdc/1,5Amps total charge. Complete with "sealed type" safety transformer equipped with built-in autoresettable "thermal protection device" at 110 °C threshold switching. With 1,5 mt cable with europlug for 230Vac/50÷60Hz mains.

034770A

034771A

MINI-POWERBLOCK "open" execution (without housing)



STABILIZED RECTIFIER UNITS WITH BATTERY CHARGER "Open" execution (without housing) with transformer compacted on "L shape" dissipation plate

Battery charger-stabilized rectified unit 12Vdc/2,7A total charge. Complete with "sealed type" safety transformer equipped with built-in autoresettable "thermal protection device" at 110 °C threshold switching. With 1,5 mt cable equipped with europlug for 230Vac/50÷60 Hz mains. Output cable for 12Vdc equipped with "faston" terminals.

Battery charger-stabilized rectified unit 24Vdc/1,5A total charge. Complete with "sealed type" safety transformer equipped with built-in autoresettable "thermal protection device" at 110 °C threshold switching. With 1,5 mt cable equipped with europlug for 230Vac/50÷60 Hz mains. Output cable for 24Vdc equipped with "faston" terminals.

S034770G

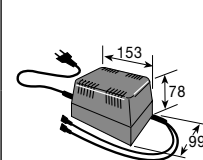
S034771G

NOTE: The published prices do not include the batteries.
Must be used specific rechargeable batteries "lead sealed type" (typical type for alarm systems).

STABILIZED POWER UNITS (without battery charger)

- Fitted with a PTC protection device against short-circuits.

MICRO-POWERBLOCK



Housed into a black plastic compact box for wall mounting (or desktop).
Complete with 1,5 mt cable equipped with euro plug for 230Vac/50÷60 Hz.
Output cable for 12Vdc equipped with "faston" terminals.

Stabilized power supply unit with PTC protection.
For 230Vac/50÷60 Hz mains - output 12Vdc/1,2Amp.

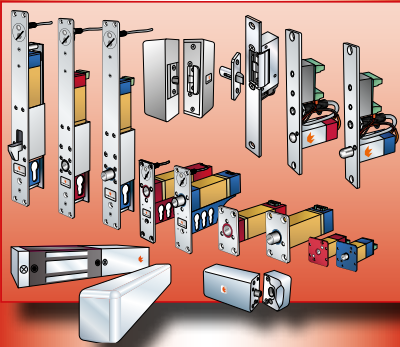
034779B21

Another important production sector of Tecnodimensione company
is the **SECURITY & SAFETY Division**
(Electronic security systems and equipment)



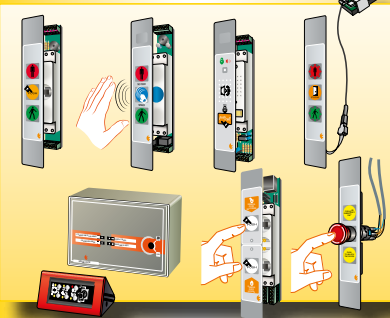
**PROFESSIONAL
ELECTRICAL LOCKS**

Electrical drop bolts, Electrical door strikes,
Electromagnets



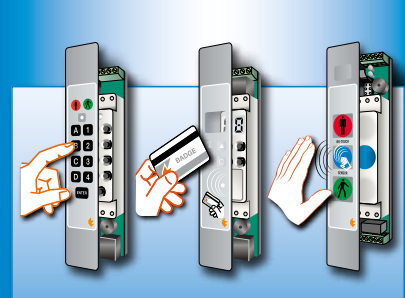
**DOOR MANAGEMENT
SYSTEMS**

Equipment for single or interlocked doors
for security or safety use




**ACCESS CONTROL
SYSTEMS**

Operating command



SECURITY & SAFETY PRODUCT-LIST
is at your disposal by request

Export Product-list
SECURITY & SAFETY
Electronic security systems and equipment



products of excellence only

...for your security and safety

Past, present and future,
all in Tecnodimensione style

TECNODIMENSIONE
security with style



TECNODIMENSIONE

Tel. and fax: (+39) 02 9511 492 - info@tecnodimensione.com



TECNODIMENSIONE
security with style

Dalmiglio s.r.l.

Factory & Storehouse:

Via Trieste, 99 - 20064 Gorgonzola (Mi) - Italy

Tel. and fax (+39) 02 9511 492

Tecnodimensione® Department

Info-tel: (+39) 3929 01 4487

info@tecnodimensione.com - www.tecnodimensione.com